

Le F^orte System

Mid Face / Orthognathic / Mandible Trauma / Mandible Recon.



Contents

3	Indication
4	Overview
5	Features and Benefits
	Ordering Information_Screws
7	- 1.3 Micro Screw
8	- 1.6 Mid Screw
9	- 2.0 Mini Screw
10	- 2.0 Mini Locking Screw
11	- 2.4 Maxi Screw
12	- 2.4 Maxi Locking Screw
13	- Auto Screw
14	- IMF Screw
	Ordering Information_Plates
15	- Mid Face Plate (Micro)
18	- Mid Face Plate (Mid)
24	- Orthognathic Plate (Mini)
30	- Mandible Trauma Plate (Mini)
37	- Mandible Recon. Plate (Maxi)
46	- Mesh
	Ordering Information_Instruments
48	- Instrument
58	- Mandible Reduction Dual Forceps
59	- Angled Driver
60	- Bandage
	Ordering Information_Tray & Container
62	- Mid Face 1.3/1.6
63	- Orthognathic
64	- Mandible Trauma
65	- Mandible Recon.
66	- LeForte Full Container



This device is intended for use in selective trauma of the mid-face; reconstruction procedures; and selective orthognathic surgery of the maxilla and chin.

Overview

Leforte System II has Four tray for Midface, Mandible Trauma, Orthognathic and Mandible Recon. They are made of aluminum material providing durability and stability.

Leforte System II is intended for use in Orthognathic Surgery, Mid Face Fractures, Mandible Fractures, Mandible Subcondyler Fractures, and Mandible Reconstruction.

| Mid Face

LeForte 1, 2, and 3 fractures
Selected orthonathic procedures
Nasal, orbital, and zygoma region

| Orthognathic

Orthognathic surgery of midface and mandible
Oral and maxillofacial trauma and osteotomy

| Mandible Trauma

Trauma and osteotomy of mandible

| Mandible Recon.

Reconstruction of mandible



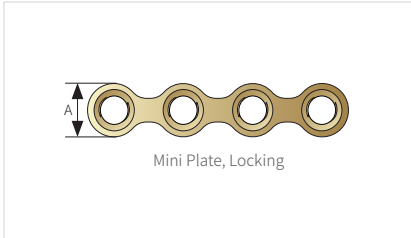
Materials of Implants

All plates are made from pure titanium material in conformity with ASTM F67.

All screws are made from titanium alloy material (TI 6AL 4V ELI) in conformity with ASTM F136.

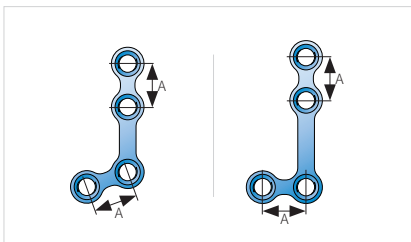
The titanium is an ideal material for implant. It is biocompatible, corrosion resistant, and non-toxic in biological environment.

Features and Benefits



Locking plates have same outer size with normal mini plates

Usually plate outline tends to be bigger in case of locking mechanism. All mini locking plates in LeForte System have same outline size with conventional mini plates.



Uniform Hole Distance for 100% Compatibility with 3 Prong Bender

L, Y, Z shaped mini plates have uniform hole distances. 3 Prong Bender works with L, Y, Z shaped mini plates in 100% compatibility.



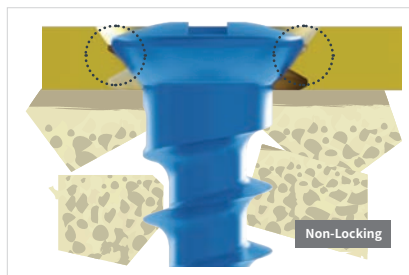
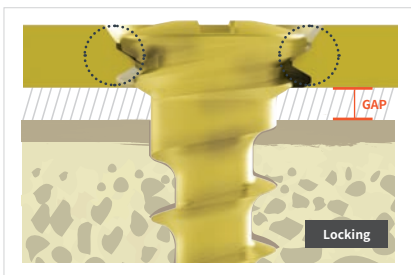
Locking and Cortical Screws can be used in a same plate hole

Mini and Maxi locking plates accept both of locking and cortical screws in a same plate hole. Surgeons may choose an appropriate type of screw as surgical needs.



15° Off-Axis Locking System

Mini Locking Plates allow 15° Off-Axis screw angulation in all directions.




Locking Plate System protects soft bone from crushing by screw overtightening.

Locking Plate System does not displace bone fragment but holds original bone position during screw tightening. Secure bone purchase can be achieved even on thin soft maxillary bone without damage.

Features and Benefits

Strength Reinforced

Micro and Mid screws in LeForte System have increased strength in screw head and threads than conventional screws.



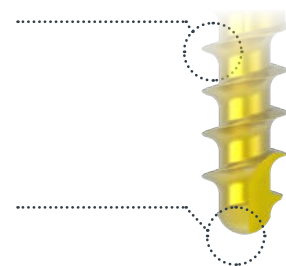
Uniform and Optimal Screw Retention

All screws in LeForte System are designed to have optimal screw to blade retention uniformly.



Screw Thread design improvement for better bone grasp

All screws in LeForte System have the modified geometrical threads design to enhance pull-out strength and bone grasp in final tightening of screw in bone.



Screw Tip design improvement for less soft tissue irritation

All screws in LeForte System have more rounded screw tip to decrease soft tissue irritation.

Abbreviated 2 screwdriver shafts for 4 plating systems

(One for Micro/Mid Screws, and the other for Mini/Maxi Screws)



113-NF-101



113-MX-101
Screwdriver Shaft(Mini/Maxi)



1.3 Micro Screw

Material: Titanium-6Aluminum-4Vanadium ELI Alloy

Self-tapping Screws require drilling pilot hole prior to inserting screws into bone.

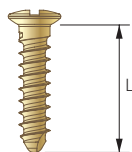
Pilot hole diameter: 1.0 mm

Corresponding instrumentation

J-latch drill bits for 1.0mm diameter pilot hole: 112-MC-302, 112-MC-STOP, 122-MC-301

Dental latch drill bits for 1.0mm diameter pilot hole: 112-MC-201, 112-MC-202

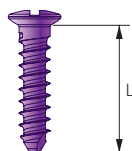
Manual screwdriver shafts: 113-NF-101



Micro Cortical Screws

[Unit : mm]

Code	Head Diameter	Outer Diameter	Core Diameter	Pitch	Length(L)	Color
241.011302	Ø2.2	Ø1.3	Ø0.9	Ø0.5	2	Gold
241.011303	Ø2.2	Ø1.3	Ø0.9	Ø0.5	3	Gold
241.011304	Ø2.2	Ø1.3	Ø0.9	Ø0.5	4	Gold
241.011305	Ø2.2	Ø1.3	Ø0.9	Ø0.5	5	Gold
241.011306	Ø2.2	Ø1.3	Ø0.9	Ø0.5	6	Gold
241.011308	Ø2.2	Ø1.3	Ø0.9	Ø0.5	8	Gold
241.011310	Ø2.2	Ø1.3	Ø0.9	Ø0.5	10	Gold
241.011312	Ø2.2	Ø1.3	Ø0.9	Ø0.5	12	Gold



Micro Emergency Screws

[Unit : mm]

Code	Head Diameter	Outer Diameter	Core Diameter	Pitch	Length(L)	Color
241.011502	Ø2.2	Ø1.5	Ø1.1	Ø0.5	2	Purple
241.011503	Ø2.2	Ø1.5	Ø1.1	Ø0.5	3	Purple
241.011504	Ø2.2	Ø1.5	Ø1.1	Ø0.5	4	Purple
241.011505	Ø2.2	Ø1.5	Ø1.1	Ø0.5	5	Purple
241.011506	Ø2.2	Ø1.5	Ø1.1	Ø0.5	6	Purple
241.011508	Ø2.2	Ø1.5	Ø1.1	Ø0.5	8	Purple
241.011510	Ø2.2	Ø1.5	Ø1.1	Ø0.5	10	Purple
241.011512	Ø2.2	Ø1.5	Ø1.1	Ø0.5	12	Purple

1.6 Mid Screw

Material: Titanium-6Aluminum-4Vanadium ELI Alloy

Self-tapping Screws require drilling pilot hole prior to inserting screws into bone.

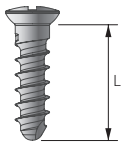
Pilot hole diameter: 1.3mm

Corresponding instrumentation

J-latch drill bits for 1.3mm diameter pilot hole: 112-MD-301, 112-MD-STOP, 112-MD-302

Dental latch drill bits for 1.3mm diameter pilot hole: 112-MD-201

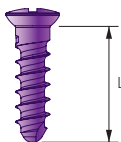
Manual screwdriver shafts: 113-NF-101



Mid Cortical Screws

[Unit : mm]

Code	Head Diameter	Outer Diameter	Core Diameter	Pitch	Length(L)	Color
241.011603	Ø2.5	Ø1.6	Ø1.1	Ø0.7	3	Silver
241.011604	Ø2.5	Ø1.6	Ø1.1	Ø0.7	4	Silver
241.011605	Ø2.5	Ø1.6	Ø1.1	Ø0.7	5	Silver
241.011606	Ø2.5	Ø1.6	Ø1.1	Ø0.7	6	Silver
241.011608	Ø2.5	Ø1.6	Ø1.1	Ø0.7	8	Silver
241.011610	Ø2.5	Ø1.6	Ø1.1	Ø0.7	10	Silver
241.011612	Ø2.5	Ø1.6	Ø1.1	Ø0.7	12	Silver



Mid Emergency Screws

[Unit : mm]

Code	Head Diameter	Outer Diameter	Core Diameter	Pitch	Length(L)	Color
241.011803	Ø2.5	Ø1.8	Ø1.3	Ø0.7	3	Purple
241.011804	Ø2.5	Ø1.8	Ø1.3	Ø0.7	4	Purple
241.011805	Ø2.5	Ø1.8	Ø1.3	Ø0.7	5	Purple
241.011806	Ø2.5	Ø1.8	Ø1.3	Ø0.7	6	Purple
241.011808	Ø2.5	Ø1.8	Ø1.3	Ø0.7	8	Purple
241.011810	Ø2.5	Ø1.8	Ø1.3	Ø0.7	10	Purple
241.011812	Ø2.5	Ø1.8	Ø1.3	Ø0.7	12	Purple

2.0 Mini Screw

Material: Titanium-6Aluminum-4Vanadium ELI Alloy

Self-tapping Screws require drilling pilot hole prior to inserting screws into bone.

Pilot hole diameter: 1.6mm

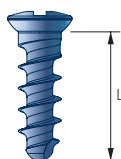
Corresponding instrumentation

J-latch drill bits for 1.6mm diameter pilot hole: 112-MN-STOP, 112-MN-306, 112-MN-301, 112-MN-302, 112-MN-303

Dental latch drill bits for 1.6mm diameter pilot hole: 112-MN-201, 112-MN-202

Straight drill bits for 1.6mm diameter pilot hole: 112-MU-301, 112-MU-302

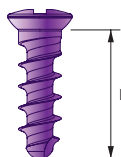
Manual screwdriver shafts: 113-MX-101



Mini Cortical Screws

[Unit : mm]

Code	Head Diameter	Outer Diameter	Core Diameter	Pitch	Length(L)	Color
241.012004	Ø3.0	Ø2.0	Ø1.2	Ø1.0	4	Blue
241.012005	Ø3.0	Ø2.0	Ø1.2	Ø1.0	5	Blue
241.012006	Ø3.0	Ø2.0	Ø1.2	Ø1.0	6	Blue
241.012008	Ø3.0	Ø2.0	Ø1.2	Ø1.0	8	Blue
241.012010	Ø3.0	Ø2.0	Ø1.2	Ø1.0	10	Blue
241.012012	Ø3.0	Ø2.0	Ø1.2	Ø1.0	12	Blue
241.012014	Ø3.0	Ø2.0	Ø1.2	Ø1.0	14	Blue
241.012016	Ø3.0	Ø2.0	Ø1.2	Ø1.0	16	Blue
241.012018	Ø3.0	Ø2.0	Ø1.2	Ø1.0	18	Blue
241.012020	Ø3.0	Ø2.0	Ø1.2	Ø1.0	20	Blue



Mini Emergency Screws

[Unit : mm]

Code	Head Diameter	Outer Diameter	Core Diameter	Pitch	Length(L)	Color
241.012304	Ø3.0	Ø2.3	Ø1.5	Ø1.0	4	Purple
241.012305	Ø3.0	Ø2.3	Ø1.5	Ø1.0	5	Purple
241.012306	Ø3.0	Ø2.3	Ø1.5	Ø1.0	6	Purple
241.012308	Ø3.0	Ø2.3	Ø1.5	Ø1.0	8	Purple
241.012310	Ø3.0	Ø2.3	Ø1.5	Ø1.0	10	Purple
241.012312	Ø3.0	Ø2.3	Ø1.5	Ø1.0	12	Purple
241.012314	Ø3.0	Ø2.3	Ø1.5	Ø1.0	14	Purple
241.012316	Ø3.0	Ø2.3	Ø1.5	Ø1.0	16	Purple
241.012318	Ø3.0	Ø2.3	Ø1.5	Ø1.0	18	Purple
241.012320	Ø3.0	Ø2.3	Ø1.5	Ø1.0	20	Purple

2.0 Mini Locking Screw

Material: Titanium-6Aluminum-4Vanadium ELI Alloy

Self-tapping Screws require drilling pilot hole prior to inserting screws into bone.

Pilot hole diameter: 1.6mm

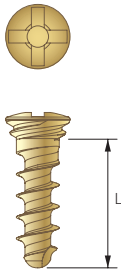
Corresponding instrumentation

J-latch drill bits for 1.6mm diameter pilot hole: 112-MN-STOP, 112-MN-306, 112-MN-301, 112-MN-302, 112-MN-303

Dental latch drill bits for 1.6mm diameter pilot hole: 112-MN-201, 112-MN-202

Straight drill bits for 1.6mm diameter pilot hole: 112-MU-301, 112-MU-302

Manual screwdriver shafts: 113-MX-101



Mini Locking Screws

[Unit : mm]

Code	Head Diameter	Outer Diameter	Core Diameter	Pitch	Length(L)	Color
241.032004	Ø3.0	Ø2.0	Ø1.2	Ø1.0	4	Gold
241.032005	Ø3.0	Ø2.0	Ø1.2	Ø1.0	5	Gold
241.032006	Ø3.0	Ø2.0	Ø1.2	Ø1.0	6	Gold
241.032008	Ø3.0	Ø2.0	Ø1.2	Ø1.0	8	Gold
241.032010	Ø3.0	Ø2.0	Ø1.2	Ø1.0	10	Gold
241.032012	Ø3.0	Ø2.0	Ø1.2	Ø1.0	12	Gold
241.032014	Ø3.0	Ø2.0	Ø1.2	Ø1.0	14	Gold
241.032016	Ø3.0	Ø2.0	Ø1.2	Ø1.0	16	Gold
241.032018	Ø3.0	Ø2.0	Ø1.2	Ø1.0	18	Gold
241.032020	Ø3.0	Ø2.0	Ø1.2	Ø1.0	20	Gold

2.4 Maxi Screw

Material: Titanium-6Aluminum-4Vanadium ELI Alloy

Self-tapping Screws require drilling pilot hole prior to inserting screws into bone.

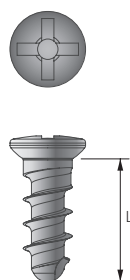
Pilot hole diameter: 2.0mm

Corresponding instrumentation

J-latch drill bits for 2.0mm diameter pilot hole: 112-MX-301, 112-MX-302

Dental latch drill bits for 2.0mm diameter pilot hole: 112-MX-201, 112-MX-202

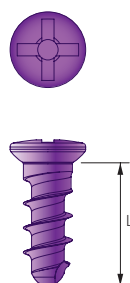
Manual screwdriver shafts: 113-MX-101



Maxi Cortical Screws

[Unit : mm]

Code	Head Diameter	Outer Diameter	Core Diameter	Pitch	Length(L)	Color
241.012404	Ø3.7	Ø2.4	Ø1.6	Ø1.2	4	Silver
241.012405	Ø3.7	Ø2.4	Ø1.6	Ø1.2	5	Silver
241.012406	Ø3.7	Ø2.4	Ø1.6	Ø1.2	6	Silver
241.012408	Ø3.7	Ø2.4	Ø1.6	Ø1.2	8	Silver
241.012410	Ø3.7	Ø2.4	Ø1.6	Ø1.2	10	Silver
241.012412	Ø3.7	Ø2.4	Ø1.6	Ø1.2	12	Silver
241.012414	Ø3.7	Ø2.4	Ø1.6	Ø1.2	14	Silver
241.012416	Ø3.7	Ø2.4	Ø1.6	Ø1.2	16	Silver
241.012418	Ø3.7	Ø2.4	Ø1.6	Ø1.2	18	Silver
241.012420	Ø3.7	Ø2.4	Ø1.6	Ø1.2	20	Silver



Maxi Emergency Screws

[Unit : mm]

Code	Head Diameter	Outer Diameter	Core Diameter	Pitch	Length(L)	Color
241.012704	Ø3.7	Ø2.7	Ø1.9	Ø1.2	4	Purple
241.012705	Ø3.7	Ø2.7	Ø1.9	Ø1.2	5	Purple
241.012706	Ø3.7	Ø2.7	Ø1.9	Ø1.2	6	Purple
241.012708	Ø3.7	Ø2.7	Ø1.9	Ø1.2	8	Purple
241.012710	Ø3.7	Ø2.7	Ø1.9	Ø1.2	10	Purple
241.012712	Ø3.7	Ø2.7	Ø1.9	Ø1.2	12	Purple
241.012714	Ø3.7	Ø2.7	Ø1.9	Ø1.2	14	Purple
241.012716	Ø3.7	Ø2.7	Ø1.9	Ø1.2	16	Purple
241.012718	Ø3.7	Ø2.7	Ø1.9	Ø1.2	18	Purple
241.012720	Ø3.7	Ø2.7	Ø1.9	Ø1.2	20	Purple

2.4 Maxi Locking Screw

Material: Titanium-6Aluminum-4Vanadium ELI Alloy

Self-tapping Screws require drilling pilot hole prior to inserting screws into bone.

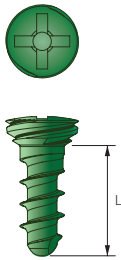
Pilot hole diameter: 2.0mm

Corresponding instrumentation

J-latch drill bits for 2.0mm diameter pilot hole: 112-MX-301, 112-MX-302

Dental latch drill bits for 2.0mm diameter pilot hole: 112-MX-201, 112-MX-202

Manual screwdriver shafts: 113-MX-101



Maxi Locking Screws

[Unit : mm]

Code	Head Diameter	Outer Diameter	Core Diameter	Pitch	Length(L)	Color
241.032404	Ø4.0	Ø2.4	Ø1.6	Ø1.2	4	Dark Green
241.032405	Ø4.0	Ø2.4	Ø1.6	Ø1.2	5	Dark Green
241.032406	Ø4.0	Ø2.4	Ø1.6	Ø1.2	6	Dark Green
241.032408	Ø4.0	Ø2.4	Ø1.6	Ø1.2	8	Dark Green
241.032410	Ø4.0	Ø2.4	Ø1.6	Ø1.2	10	Dark Green
241.032412	Ø4.0	Ø2.4	Ø1.6	Ø1.2	12	Dark Green
241.032414	Ø4.0	Ø2.4	Ø1.6	Ø1.2	14	Dark Green
241.032416	Ø4.0	Ø2.4	Ø1.6	Ø1.2	16	Dark Green
241.032418	Ø4.0	Ø2.4	Ø1.6	Ø1.2	18	Dark Green
241.032420	Ø4.0	Ø2.4	Ø1.6	Ø1.2	20	Dark Green

Auto Screw

Material: Titanium-6Aluminum-4Vanadium ELI Alloy

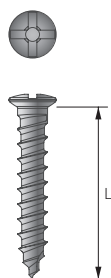
Auto screws(Self-drilling) do not require drilling pilot hole to insert screws into bone.

Corresponding instrumentation

Micro - Manual screwdriver shafts: 113-NF-101

Mid - Manual screwdriver shaft: 113-NF-101

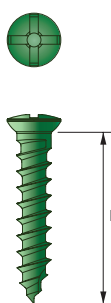
Mini - Manual screwdriver shafts: 113-MX-101



Micro Auto Screws

[Unit : mm]

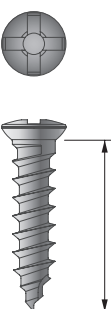
Code	Head Diameter	Outer Diameter	Core Diameter	Pitch	Length(L)	Color
241.021403	Ø2.2	Ø1.4	Ø1.0	Ø0.7	3	Silver
241.021404	Ø2.2	Ø1.4	Ø1.0	Ø0.7	4	Silver
241.021405	Ø2.2	Ø1.4	Ø1.0	Ø0.7	5	Silver
241.021406	Ø2.2	Ø1.4	Ø1.0	Ø0.7	6	Silver
241.021408	Ø2.2	Ø1.4	Ø1.0	Ø0.7	8	Silver
241.021410	Ø2.2	Ø1.4	Ø1.0	Ø0.7	10	Silver
241.021412	Ø2.2	Ø1.4	Ø1.0	Ø0.7	12	Silver



Mid Auto Screws

[Unit : mm]

Code	Head Diameter	Outer Diameter	Core Diameter	Pitch	Length(L)	Color
241.021603	Ø2.5	Ø1.6	Ø1.06	Ø0.75	3	Dark Green
241.021604	Ø2.5	Ø1.6	Ø1.06	Ø0.75	4	Dark Green
241.021605	Ø2.5	Ø1.6	Ø1.06	Ø0.75	5	Dark Green
241.021606	Ø2.5	Ø1.6	Ø1.06	Ø0.75	6	Dark Green
241.021608	Ø2.5	Ø1.6	Ø1.06	Ø0.75	8	Dark Green
241.021610	Ø2.5	Ø1.6	Ø1.06	Ø0.75	10	Dark Green
241.021612	Ø2.5	Ø1.6	Ø1.06	Ø0.75	12	Dark Green



Mini Auto Screws

[Unit : mm]

Code	Head Diameter	Outer Diameter	Core Diameter	Pitch	Length(L)	Color
241.022004	Ø3.0	Ø2.0	Ø1.32	Ø0.85	4	Silver
241.022005	Ø3.0	Ø2.0	Ø1.32	Ø0.85	5	Silver
241.022006	Ø3.0	Ø2.0	Ø1.32	Ø0.85	6	Silver
241.022008	Ø3.0	Ø2.0	Ø1.32	Ø0.85	8	Silver
241.022010	Ø3.0	Ø2.0	Ø1.32	Ø0.85	10	Silver
241.022012	Ø3.0	Ø2.0	Ø1.32	Ø0.85	12	Silver

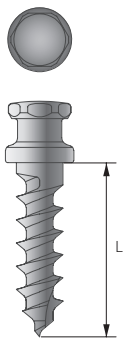
IMF Screw

Material: Titanium-6Aluminum-4Vanadium ELI Alloy

Auto screws(Self-drilling) do not require drilling pilot hole to insert screws into bone.

Corresponding instrumentation

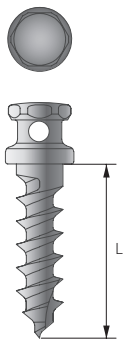
Manual screwdriver shafts: 113-MJ-103



IMF Screws(AH)

[Unit : mm]

Code	Head Diameter	Outer Diameter	Core Diameter	Pitch	Length(L)	Color
20-AH-008	Ø3.0	Ø2.0	Ø1.3	Ø0.85	8	Silver
20-AH-010	Ø3.0	Ø2.0	Ø1.3	Ø0.85	10	Silver
20-AH-012	Ø3.0	Ø2.0	Ø1.3	Ø0.85	12	Silver



IMF Screws(BH)

[Unit : mm]

Code	Head Diameter	Outer Diameter	Core Diameter	Pitch	Length(L)	Color
20-BH-008	Ø3.0	Ø2.0	Ø1.3	Ø0.85	8	Silver
20-BH-010	Ø3.0	Ø2.0	Ø1.3	Ø0.85	10	Silver
20-BH-012	Ø3.0	Ø2.0	Ø1.3	Ø0.85	12	Silver

Mid Face Plate (Micro)

Material: Unalloyed Titanium Grade 3(UNS R50550)

Micro Plate Thickness: 0.5mm

The hole diameter of Micro plate is Ø1.5mm.

The Micro plate is used in combination with 1.3mm Micro screws and 1.4 Auto Micro screws.

Corresponding instrumentation

Plate Cutter: 114-007 Micro/Mid Plate Cutter, 111-042 Micro/Mid/Mini Cutter

Plate Bender: A pair of 114-008 Micro/Mid/Mini Plate Bender

Plate Handling: 114-009 Small Grasping Forceps, 111-031 Micro/Mid Plate Holding Forceps,
111-037 Micro/Mid Plate Holding Forceps

Micro Straight Plate



242.10ST02
Micro, Straight Plate,
Regular, 2 Holes,
Thickness 0.5mm, Gold



242.10ST04
Micro, Straight Plate,
Regular, 4 Holes,
Thickness 0.5mm, Gold



242.10ST06
Micro, Straight Plate,
Regular, 6 Holes,
Thickness 0.5mm, Gold



242.10ST08
Micro, Straight Plate,
Regular, 8 Holes,
Thickness 0.5mm, Gold



242.10ST20
Micro, Straight Plate,
Regular, 20 Holes,
Thickness 0.5mm, Gold



242.10ST05
Micro, Straight Plate,
Regular, 5 Holes,
Thickness 0.5mm, Gold



242.11ST02
Micro, Straight Plate,
Long, 2 Holes,
Thickness 0.5mm, Gold

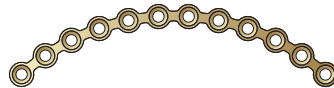


242.10ST18
Micro, Straight Plate,
Regular, 18 Holes,
Thickness 0.5mm, Gold

Micro Orbital Plate



242.10CD06
Micro, Orbital Plate,
Regular, 6 Holes,
Thickness 0.5mm, Gold



242.10CD12
Micro, Orbital Plate,
Regular, 12 Holes,
Thickness 0.5mm, Gold



242.10CD08
Micro, Orbital Plate,
Regular, 8 Holes,
Thickness 0.5mm, Gold

Micro L Plate



242.10LL04
Micro, L Plate, Left,
90° Regular, 4 Holes,
Thickness 0.5mm, Gold



242.10LR04
Micro, L Plate, Right,
90° Regular, 4 Holes,
Thickness 0.5mm, Gold



242.11LL04
Micro, L Plate, Left,
90° Long, 4 Holes,
Thickness 0.5mm, Gold



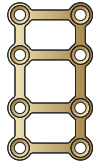
242.11LR04
Micro, L Plate, Right,
90° Long, 4 Holes,
Thickness 0.5mm, Gold

* Illustrated scale 1:1

Micro Square Plate



242.10SQ04
Micro, Square Plate,
Regular, 4 Holes,
Thickness 0.5mm, Gold



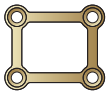
242.10QD08
Micro, Matrix Plate,
Regular, 8 Holes,
Thickness 0.5mm, Gold



242.11QD08
Micro, Matrix Plate,
Narrow, 8 Holes,
Thickness 0.5mm, Gold



242.12QD08
Micro, Matrix Plate,
Narrow, 8 Holes,
Thickness 0.5mm, Gold



242.11SQ04
Micro, Square Plate,
Regular, 4 Holes,
Thickness 0.5mm, Gold

Micro X Plate



242.10XP05
Micro, X Plate,
Regular, 5 Holes,
Thickness 0.5mm, Gold

Mid Face Plate (Mid)

Material: Unalloyed Titanium Grade 1(UNS R50250), Grade 3(UNS R50550)

Mid Plate Thickness: 0.2mm, 0.3mm, 0.6mm

The hole diameter of Mid plate is Ø1.8mm. The Mid plate is used in combination with 1.6mm Mid screws, 1.6 Auto Mid screws.

Corresponding instrumentation

Plate Cutter: 114-007 Micro/Mid Plate Cutter, 111-042 Micro/Mid/Mini Cutter

Plate Bender: A pair of 114-008 Micro/Mid/Mini Plate Bender, 909.24PB02 3-Prong Plate Bender(Mid)

Plate Handling: 114-009 Small Grasping Forceps, 111-031 Micro/Mid Plate Holding Forceps, 111-037 Micro/Mid Plate Holding Forceps

* Illustrated scale 1:1

Mid Straight Plate



242.20ST02
Mid, Straight Plate,
Regular, 2 Holes,
Thickness 0.6mm, Silver



242.20ST04
Mid, Straight Plate,
Regular, 4 Holes,
Thickness 0.6mm, Silver



242.20ST06
Mid, Straight Plate,
Regular, 6 Holes,
Thickness 0.6mm, Silver



242.20ST12
Mid, Straight Plate,
Regular, 12 Holes,
Thickness 0.6mm, Silver



242.20ST20
Mid, Straight Plate,
Regular, 20 Holes,
Thickness 0.6mm, Silver



242.21ST04
Mid, Straight Plate,
Long, 4 Holes,
Thickness 0.6mm, Silver



242.21ST02
Mid, Straight Plate,
Regular, 2 Holes,
Thickness 0.6mm, Silver



242.22ST02
Mid, Straight Plate,
Long, 2 Holes,
Thickness 0.6mm, Silver

Mid Orbital Plate



242.20CD06
Mid, Orbital Plate,
Regular, 6 Holes,
Thickness 0.6mm, Silver



242.20CD08
Mid, Orbital Plate,
Regular, 8 Holes,
Thickness 0.6mm, Silver



242.20CD10
Mid, Orbital Plate,
Regular, 10 Holes,
Thickness 0.6mm, Silver



242.20CD12
Mid, Orbital Plate,
Regular, 12 Holes,
Thickness 0.6mm, Silver

Mid L Plate



242.20LL04
Mid, L Plate, Left,
90° Regular, 4 Holes,
Thickness 0.6mm, Silver



242.20LR04
Mid, L Plate, Right,
90° Regular, 4 Holes,
Thickness 0.6mm, Silver



242.21LL04
Mid, L Plate, Left,
90° Long, 4 Holes,
Thickness 0.6mm, Silver



242.21LR04
Mid, L Plate, Right,
90° Long, 4 Holes,
Thickness 0.6mm, Silver



242.22LL04
Mid, L Plate, Left,
100° Regular, 4 Holes,
Thickness 0.6mm, Silver



242.22LR04
Mid, L Plate, Right,
100° Regular, 4 Holes,
Thickness 0.6mm, Silver



242.23LL04
Mid, L Plate, Left,
100° Long, 4 Holes,
Thickness 0.6mm, Silver



242.23LR04
Mid, L Plate, Right,
100° Long, 4 Holes,
Thickness 0.6mm, Silver



242.23LL06
Mid, L Plate, Left,
100° Regular, 6 Holes,
Thickness 0.6mm, Silver



242.23LR06
Mid, L Plate, Right,
100° Regular, 6 Holes,
Thickness 0.6mm, Silver

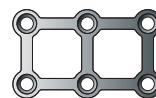
Mid Square Plate



242.20SQ04
Mid, Square Plate,
Regular, 4 Holes,
Thickness 0.6mm, Silver



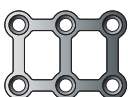
242.21SQ04
Mid, Square Plate,
Small, 4 Holes,
Thickness 0.6mm, Silver



242.20QD06
Mid, Matrix Plate,
Regular, 6 Holes,
Thickness 0.6mm, Silver



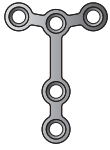
242.21QD06
Mid, Matrix Plate,
Narrow, 6 Holes,
Thickness 0.6mm, Silver



242.22QD06
Mid, Matrix Plate,
Narrow, 6 Holes,
Thickness 0.6mm, Silver

* Illustrated scale 1:1

Mid Y Plate



242.20YP05
Mid, Y Plate,
Regular, 5 Holes,
Thickness 0.6mm, Silver

Mid Double Y Plate



242.20DY06
Mid, Double Y Plate,
Regular, 6 Holes,
Thickness 0.6mm, Silver



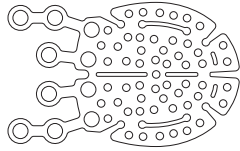
242.21DY06
Mid, Double Y Plate,
Long, 6 Holes,
Thickness 0.6mm, Silver

Mid I Plate



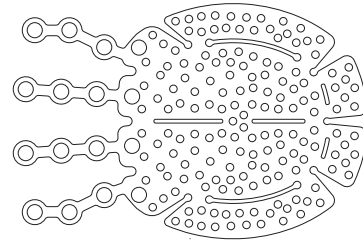
242.20IP04
Mid, I Plate,
Regular, 4 Holes,
Thickness 0.6mm, Silver

Mid Orbital Plate



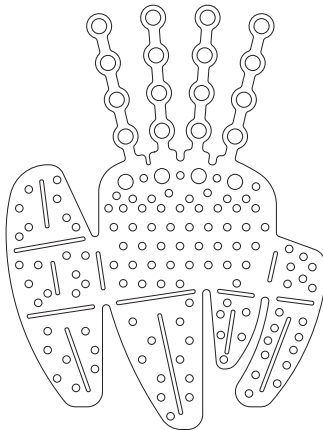
Orbital Floor Plate, Small

16-OR-V10-02	16-OR-V10-03
Thickness 0.2mm	Thickness 0.3mm
Silver ●	Blue ●



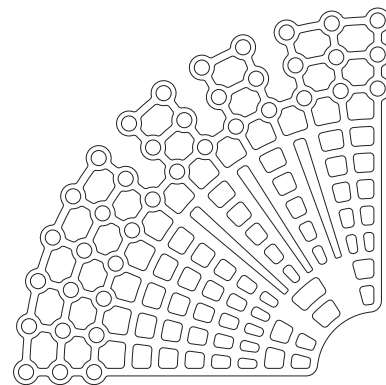
Orbital Floor Plate

16-OR-V20-02	16-OR-V20-03
Thickness 0.2mm	Thickness 0.3mm
Silver ●	Blue ●



Orbital Floor Plate

16-OR-C10-02	16-OR-C10-03
Thickness 0.2mm	Thickness 0.3mm
Silver ●	Blue ●



Orbital Floor Plate

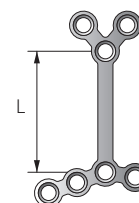
16-OR-F10-02	16-OR-F10-03
Thickness 0.2mm	Thickness 0.3mm
Silver ●	Blue ●

* Illustrated scale 1:1

Mid Plate

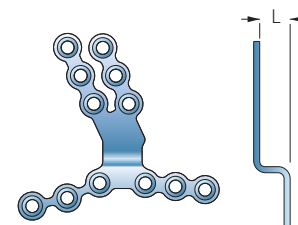
Double L Plate

Code	Length (L)	Holes	Thickness	Color
16-DL-003	7mm	7 Holes	1.0mm	Silver
16-DL-007	11mm			
16-DL-012	16mm			



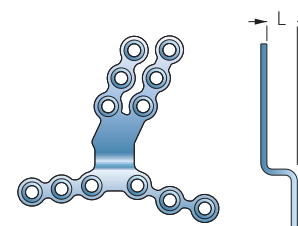
RC Plate, Left

Code	Length (L)	Holes	Thickness	Color
16-RCL-000	0mm advancement	12 Holes	0.8mm	Blue
16-RCL-002	2mm advancement			
16-RCL-004	4mm advancement			
16-RCL-006	6mm advancement			
16-RCL-008	8mm advancement			
16-RCL-010	10mm advancement			
16-RCL-012	12mm advancement			



RC Plate, Right

Code	Length (L)	Holes	Thickness	Color
16-RCR-000	0mm advancement	12 Holes	0.8mm	Blue
16-RCR-002	2mm advancement			
16-RCR-004	4mm advancement			
16-RCR-006	6mm advancement			
16-RCR-008	8mm advancement			
16-RCR-010	10mm advancement			
16-RCR-012	12mm advancement			



Orthognathic Plate (Mini)

Material: Unalloyed Titanium Grade 2(UNS R50400), Grade 3(UNS R50550)

Mini Plate Thickness: 0.6mm, 0.8mm, 1.0mm

The hole diameter of Mini plate is Ø2.3mm.

The Mini plate is used in combination with 2.0mm Mini screws, 2.0 Auto Mini screws, 2.0 Locking Mini screws, IMF screws.

Corresponding instrumentation

Plate Cutter: 111-021(LX-103) Mini Plate Cutter, 111-042 Micro/Mid/Mini Cutter

Plate Bender: A pair of 114-008 Micro/Mid/Mini Plate Bender, 909.24PB01 3-Prong Mini Plate Bender

Plate Handling: 114-009 Small Grasping Forceps, 111-032 Mini/Maxi Plate Holding Forceps, 111-038 Mini Plate Holding Forceps

* Illustrated scale 1:1

Mini Orthognathic Straight Plate



242.50ST04
Mini Locking, Straight Plate,
Regular, 4 Holes,
Thickness 0.8mm, Blue



242.50ST06
Mini Locking, Straight Plate,
Regular, 6 Holes,
Thickness 0.8mm, Blue



242.50ST08
Mini Locking, Straight Plate,
Regular, 8 Holes,
Thickness 0.8mm, Blue



242.50ST10
Mini Locking, Straight Plate,
Regular, 10 Holes,
Thickness 0.8mm, Blue



242.50ST20
Mini Locking, Straight Plate,
Regular, 20 Holes,
Thickness 0.8mm, Blue



242.51ST04
Mini Locking, Straight Plate,
Medium, 4 Holes,
Thickness 0.8mm, Blue



242.52ST04
Mini Locking, Straight Plate,
Long, 4 Holes,
Thickness 0.8mm, Blue

Mini Orthognathic L Plate



242.51LL04
Mini Locking, L Plate, Left,
90° Long, 4 Holes,
Thickness 0.8mm, Blue



242.51LR04
Mini Locking, L Plate, Right,
90° Long, 4 Holes,
Thickness 0.8mm, Blue



242.52LL04
Mini Locking, L Plate, Left,
110° Regular, 4 Holes,
Thickness 0.8mm, Blue



242.52RL04
Mini Locking, L Plate, Right,
110° Regular, 4 Holes,
Thickness 0.8mm, Blue



242.53LL04
Mini Locking, L Plate, Left,
110° Medium, 4 Holes,
Thickness 0.8mm, Blue



242.53LR04
Mini Locking, L Plate, Right,
110° Medium, 4 Holes,
Thickness 0.8mm, Blue

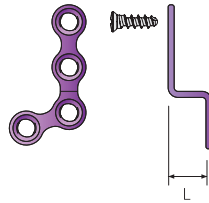
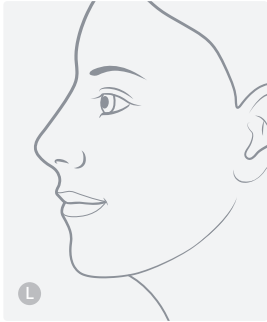


242.54LL04
Mini Locking, L Plate, Left,
110° Long, 4 Holes,
Thickness 0.8mm, Blue



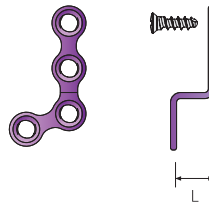
242.54LR04
Mini Locking, L Plate, Left,
110° Long, 4 Holes,
Thickness 0.8mm, Blue

Mini Orthognathic Pre-bent L Plate



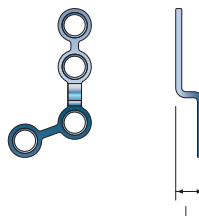
Mini Locking, Pre-bent L Plate, Left, 110°, Set back Type

Code	Length (L)	Holes	Thickness	Color
242.52LL04.B1	1mm	4 Holes	0.8mm	Purple
242.52LL04.B2	2mm			
242.52LL04.B3	3mm			
242.52LL04.B4	4mm			
242.52LL04.B5	5mm			
242.52LL04.B6	6mm			
242.52LL04.B7	7mm			
242.52LL04.B8	8mm			



Mini Locking, Pre-bent L Plate, Left, 110°, Advanced Type

Code	Length (L)	Holes	Thickness	Color
242.52LL14.B1	1mm	4 Holes	0.8mm	Purple
242.52LL14.B2	2mm			
242.52LL14.B3	3mm			
242.52LL14.B4	4mm			
242.52LL14.B5	5mm			
242.52LL14.B6	6mm			
242.52LL14.B7	7mm			
242.52LL14.B8	8mm			

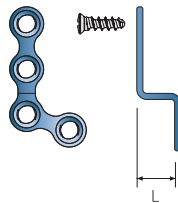
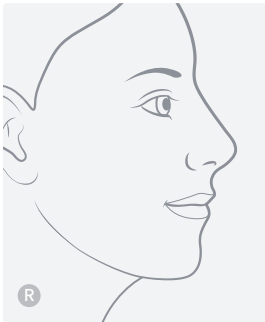


Mini Non-Locking, Pre-bent L Plate, Left, Reversible

Code	Length (L)	Holes	Thickness	Color
20-LL-234B1	1mm	4 Holes	0.8mm	Blue
20-LL-234B2	2mm			
20-LL-234B3	3mm			
20-LL-234B4	4mm			
20-LL-234B5	5mm			

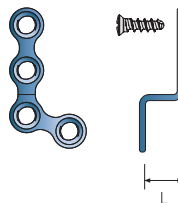
* Illustrated scale 1:1

Mini Orthognathic Pre-bent L Plate



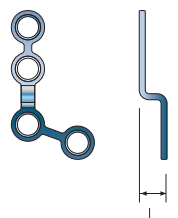
Mini Locking, Pre-bent L Plate, Right, 110°, Set back Type

Code	Length (L)	Holes	Thickness	Color
242.52LR04.B1	1mm	4 Holes	0.8mm	Blue
242.52LR04.B2	2mm			
242.52LR04.B3	3mm			
242.52LR04.B4	4mm			
242.52LR04.B5	5mm			
242.52LR04.B6	6mm			
242.52LR04.B7	7mm			
242.52LR04.B8	8mm			



Mini Locking, Pre-bent L Plate, Right, 110°, Advanced Type

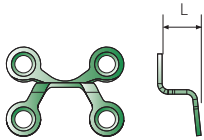
Code	Length (L)	Holes	Thickness	Color
242.52LR14.B1	1mm	4 Holes	0.8mm	Blue
242.52LR14.B2	2mm			
242.52LR14.B3	3mm			
242.52LR14.B4	4mm			
242.52LR14.B5	5mm			
242.52LR14.B6	6mm			
242.52LR14.B7	7mm			
242.52LR14.B8	8mm			



Mini Non-Locking, Pre-bent L Plate, Right, Reversible

Code	Length (L)	Holes	Thickness	Color
20-LR-234B1	1mm	4 Holes	0.8mm	Blue
20-LR-234B2	2mm			
20-LR-234B3	3mm			
20-LR-234B4	4mm			
20-LR-234B5	5mm			

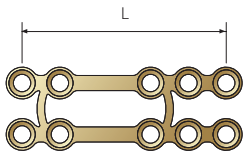
Mini Orthognathic Chin Plate



Mini Non-Locking, Pre-bent Chin Plate

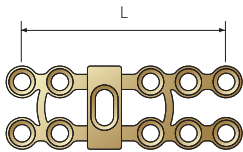
Code	Length (L)	Holes	Thickness	Color
242.30CH04.B2	2mm	4 Holes	0.6mm	Green
242.30CH04.B3	3mm			
242.30CH04.B4	4mm			
242.30CH04.B5	5mm			
242.30CH04.B6	6mm			
242.30CH04.B7	7mm			
242.30CH04.B8	8mm			

Mini Orthognathic Plate



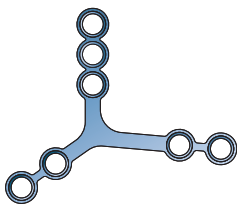
BSSO Plate

Code	Length (L)	Holes	Thickness	Color
20-DR-003	22mm	10 Holes	0.8mm	Gold
20-DR-008	27mm			
20-DR-013	32mm			
20-DR-018	37mm			

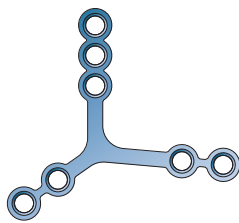


BSSO Plate with Slider

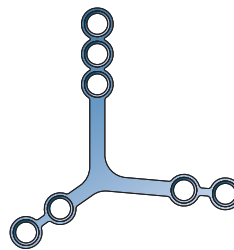
Code	Length (L)	Holes	Thickness	Color
20-SS-008	27mm	10 Holes	0.8mm	Gold
20-SS-013	32mm			
20-SS-018	37mm			



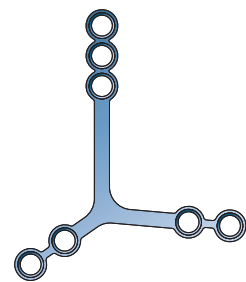
20-MG-005
MG Plate, 7 Holes,
Thickness 0.8mm, Blue



20-MG-007
MG Plate, 7 Holes,
Thickness 0.8mm, Blue



20-MG-010
MG Plate, 7 Holes,
Thickness 0.8mm, Blue



20-MG-015
MG Plate, 7 Holes,
Thickness 0.8mm, Blue

* Illustrated scale 1:1

Mini Orthognathic Compression Plate



242.30CP04.02
Mini, Compression Plate,
Regular, 4 Holes,
Thickness 1.0mm, Silver

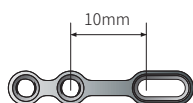


242.30CP05.02
Mini, Compression Plate,
Regular, 5 Holes,
Thickness 1.0mm, Silver

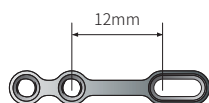


242.30CP06.02
Mini, Compression Plate,
Regular, 6 Holes,
Thickness 1.0mm, Silver

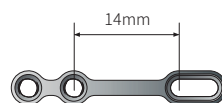
Mini Orthognathic AJ Plate



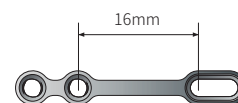
242.50AJ10.02
Mini Locking, AJ Plate,
Regular, 3 Holes,
Thickness 1.0mm, Silver



242.50AJ12.02
Mini Locking, AJ Plate,
Regular, 3 Holes,
Thickness 1.0mm, Silver

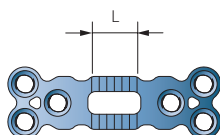


242.50AJ14.02
Mini Locking, AJ Plate,
14mm, 3 Holes,
Thickness 1.0mm, Silver



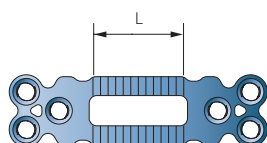
242.50AJ16.02
Mini Locking, AJ Plate,
16mm, 3 Holes,
Thickness 1.0mm, Silver

Mini Orthognathic BSSO Plate



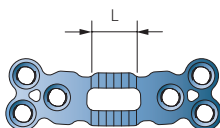
Mini Locking, BSSO Plate, Regular

Code	Length (L)	Holes	Thickness	Color	Template
242.50DR06	6mm	6 Holes	0.8mm	Blue	242.50DR06TP
242.51DR06	12mm				242.51DR06TP



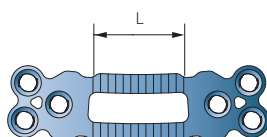
Mini Locking, BSSO Plate, Regular

Code	Length (L)	Holes	Thickness	Color	Template
242.52DR06	12mm	6 Holes	0.8mm	Blue	242.52DR06TP
242.53DR06	18mm				242.53DR06TP



Mini Locking, BSSO Plate, Curved

Code	Length (L)	Holes	Thickness	Color	Template
242.50DR16	6mm	6 Holes	0.8mm	Blue	242.50DR16TP
242.51DR16	12mm				242.51DR16TP



Mini Locking, BSSO Plate, Curved

Code	Length (L)	Holes	Thickness	Color	Template
242.52DR16	12mm	6 Holes	0.8mm	Blue	242.52DR16TP
242.53DR16	18mm				242.53DR16TP

Mandible Trauma Plate (Mini)

Material: Unalloyed Titanium Grade 2(UNS R50400), Grade 3(UNS R50550), Grade 4(UNS R50700)

Mini Plate Thickness: 0.6mm, 0.8mm, 1.0mm, 1.3mm

The hole diameter of Mini plate is Ø2.3mm. The Mini plate is used in combination with 2.0mm Mini screws, 2.0 Auto Mini screws, 2.0 Locking Mini screws, IMF screws.

Corresponding instrumentation

Plate Cutter: 111-021(LX-103) Mini Plate Cutter, 111-042 Micro/Mid/Mini Cutter

Plate Bender: A pair of 114-008 Micro/Mid/Mini Plate Bender, 909.24PB01 3-Prong Mini Plate Bender

Plate Handling: 114-009 Small Grasping Forceps, 111-032 Mini/Maxi Plate Holding Forceps, 111-038 Mini Plate Holding Forceps

* Illustrated scale 1:1

Mini Mandible Trauma Straight Plate




Mini Locking, Straight Plate, Regular, 4 Holes

242.50ST04	242.50ST04.01
Thickness 0.8mm	Thickness 1.0mm
Blue ●	Gold ●




Mini Locking, Straight Plate, Medium, 4 Holes

242.51ST04	242.51ST04.01	242.51ST04.02
Thickness 0.8mm	Thickness 1.0mm	Thickness 1.0mm
Blue ●	Gold ●	Purple ●



Mini Locking, Straight Plate, Long, 4 Holes

242.52ST04	242.52ST04.01	242.52ST04.02
Thickness 0.8mm	Thickness 1.0mm	Thickness 1.0mm
Blue ●	Gold ●	Purple ●



Mini Locking, Straight Plate, Long, 4 Holes

242.53ST04	242.53ST04.01	242.53ST04.02
Thickness 0.8mm	Thickness 1.0mm	Thickness 1.0mm
Blue ●	Gold ●	Purple ●

Mini Mandible Trauma Straight Plate



Mini Locking, Straight Plate, Regular, 6 Holes

242.50ST06	242.50ST06.01
Thickness 0.8mm	Thickness 1.0mm
Blue ●	Gold ●



Mini Locking, Straight Plate, Regular, 8 Holes

242.50ST08	242.50ST08.01
Thickness 0.8mm	Thickness 1.0mm
Blue ●	Gold ●



Mini Locking, Straight Plate, Medium, 10 Holes

242.50ST10	242.50ST10.01
Thickness 0.8mm	Thickness 1.0mm
Blue ●	Gold ●



Mini Locking, Straight Plate, Regular, 16 Holes

242.50ST16	242.50ST16.01
Thickness 0.8mm	Thickness 1.0mm
Blue ●	Gold ●



Mini Locking, Straight Plate, Regular, 18 Holes

242.50ST18	242.50ST18.01
Thickness 0.8mm	Thickness 1.0mm
Blue ●	Gold ●



Mini Locking, Straight Plate, Regular, 20 Holes

242.50ST20	242.50ST20.01
Thickness 0.8mm	Thickness 1.0mm
Blue ●	Gold ●

Mini Mandible Trauma L Plate



Mini Locking, L Plate, Left, 90° Regular, 4 Holes

242.50LL04	242.50LL04.01
Thickness 0.8mm	Thickness 1.0mm
Blue ●	Gold ●



Mini Locking, L Plate, Right, 90° Regular, 4 Holes

242.50LR04	242.50LR04.01
Thickness 0.8mm	Thickness 1.0mm
Blue ●	Gold ●



Mini Locking, L Plate, Left, 90° Long, 4 Holes

242.51LL04	242.51LL04.01
Thickness 0.8mm	Thickness 1.0mm
Blue ●	Gold ●



Mini Locking, L Plate, Right, 90° Long, 4 Holes

242.51LR04	242.51LR04.01
Thickness 0.8mm	Thickness 1.0mm
Blue ●	Gold ●



Mini Locking, L Plate, Left, 110° Regular, 4 Holes

242.52LL04	242.52LL04.01
Thickness 0.8mm	Thickness 1.0mm
Blue ●	Gold ●



Mini Locking, L Plate, Right, 110° Regular, 4 Holes

242.52LR04	242.52LR04.01
Thickness 0.8mm	Thickness 1.0mm
Blue ●	Gold ●



Mini Locking, L Plate, Left, 110° Medium, 4 Holes

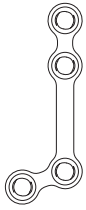
242.53LL04	242.53LL04.01
Thickness 0.8mm	Thickness 1.0mm
Blue ●	Gold ●



Mini Locking, L Plate, Right, 110° Medium, 4 Holes

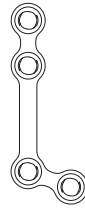
242.53LR04	242.53LR04.01
Thickness 0.8mm	Thickness 1.0mm
Blue ●	Gold ●

Mini Mandible Trauma L Plate



Mini Locking, L Plate, Left, 110° Long, 4 Holes

242.54LL04	242.54LL04.01
Thickness 0.8mm	Thickness 1.0mm
Blue ●	Gold ●



Mini Locking, L Plate, Right, 110° Long, 4 Holes

242.54LR04	242.54LR04.01
Thickness 0.8mm	Thickness 1.0mm
Blue ●	Gold ●

Mini Mandible Trauma Orbital Plate



Mini Locking, Orbital Plate, Regular, 5 Holes

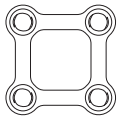
242.50CD05	242.50CD05.01
Thickness 0.8mm	Thickness 1.0mm
Blue ●	Gold ●



Mini Locking, Orbital Plate, Regular, 9 Holes

242.50CD09	242.50CD09.01
Thickness 0.8mm	Thickness 1.0mm
Blue ●	Gold ●

Mini Mandible Trauma Square Plate

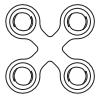


Mini Locking, Square Plate, Regular, 4 Holes, Grade2

242.50SQ04	242.50SQ04.01
Thickness 0.8mm	Thickness 1.0mm
Blue ●	Gold ●

* Illustrated scale 1:1

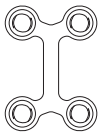
Mini Mandible Trauma X Plate



Mini Locking, X Plate, Regular, 4 Hole

242.50XP04	242.50XP04.01
Thickness 0.8mm	Thickness 1.0mm
Blue ●	Gold ●

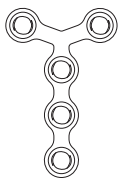
Mini Mandible Trauma I Plate



Mini Locking, I Plate, Regular, 4 Hole

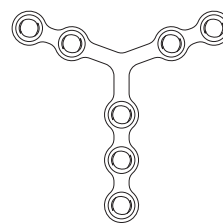
242.50IP04	242.50IP04.01
Thickness 0.8mm	Thickness 1.0mm
Blue ●	Gold ●

Mini Mandible Trauma Y Plate



Mini Locking, Y Plate, Regular, 5 Holes

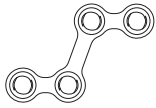
242.50YP05	242.50YP05.01
Thickness 0.8mm	Thickness 1.0mm
Blue ●	Gold ●



Mini Locking, Y Plate, Regular, 7 Holes

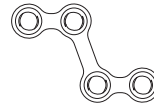
242.50YP07	242.50YP07.01
Thickness 0.8mm	Thickness 1.0mm
Blue ●	Gold ●

Mini Mandible Trauma Z Plate



Mini Locking, Z Plate, Left, Regular, 4 Holes

242.50ZL04	242.50ZL04.01
Thickness 0.8mm	Thickness 1.0mm
Blue ●	Gold ●



Mini Locking, Z Plate, Right, Regular, 4 Holes

242.50ZR04	242.50ZR04.01
Thickness 0.8mm	Thickness 1.0mm
Blue ●	Gold ●

Mini Mandible Trauma Compression Plates



242.30CP04.02
Mini, Compression Plate,
Regular, 4 Holes,
Thickness 1.0mm, Silver

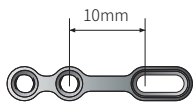


242.30CP05.02
Mini, Compression Plate,
Regular, 5 Holes,
Thickness 1.0mm, Silver

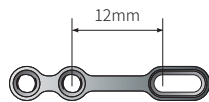


242.30CP06.02
Mini, Compression Plate,
Regular, 6 Holes,
Thickness 1.0mm, Silver

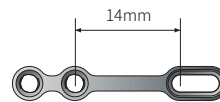
Mini Mandible Trauma AJ Plates



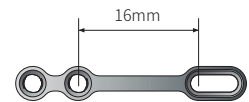
242.50AJ10.02
Mini Locking, AJ Plate,
Regular, 3 Holes,
Thickness 1.0mm, Silver



242.50AJ12.02
Mini Locking, AJ Plate,
Regular, 3 Holes,
Thickness 1.0mm, Silver



242.50AJ14.02
Mini Locking, AJ Plate,
14mm, 3 Holes,
Thickness 1.0mm, Silver



242.50AJ16.02
Mini Locking, AJ Plate,
16mm, 3 Holes,
Thickness 1.0mm, Silver

Mandible Recon. Plate (Maxi)

Material: Unalloyed Titanium Grade 3(UNS R50550), Grade 4(UNS R50700)

Maxi Plate Thickness: 1.3mm, 1.5mm, 2.5mm

The hole diameter of Maxi plate is Ø2.8mm. The Maxi plate is used in combination with 2.4mm Maxi screws, 2.4 Locking Maxi screws.

Corresponding instrumentation

Plate Cutter: A pair of 111-034 Maxi Plate Cutter

Plate Bender: 111-033 Maxi Recon. Plate Bender

Plate Handling: 114-009 Small Grasping Forceps, 111-032 Mini/Maxi Plate Holding Forceps

Maxi Mandible Recon., Straight Plate



242.61ST04
Maxi Locking, Straight Plate,
Regular, 4 Holes,
Thickness 1.3mm, Silver



242.62ST04
Maxi Locking, Straight Plate,
Medium, 4 Holes,
Thickness 1.3mm, Silver



242.63ST04
Maxi Locking, Straight Plate,
Long, 4 Holes,
Thickness 1.3mm, Silver



242.61ST06
Maxi Locking, Straight Plate,
Regular, 6 Holes,
Thickness 1.3mm, Silver



242.61CD06
Maxi Locking, CD Plate,
Regular, 6 Holes,
Thickness 1.3mm, Silver

Maxi Mandible Recon., Angled Plate



242.60AE04
Maxi Locking, AE Plate,
Regular, 4 Holes,
Thickness 1.3mm, Silver



242.61AE04
Maxi Locking, AE Plate,
Long, 4 Holes,
Thickness 1.3mm, Silver




242.60AE06
Maxi Locking, AE Plate,
Regular, 6 Holes,
Thickness 1.3mm, Silver

Maxi Mandible Recon., TR BSSO Plate



242.60SB04
Maxi Locking, TR BSSO Plate,
Regular, 4 Holes,
Thickness 1.3mm, Silver



242.61SB04
Maxi Locking, TR BSSO Plate,
Long, 4 Holes,
Thickness 1.3mm, Silver

* Illustrated scale 1:1

Maxi Mandible Recon., Compression Straight Plate



242.81SE04
Maxi Compression, Straight Plate,
Regular, 4 Holes,
Thickness 1.3mm, Silver, Optional



242.82SE04
Maxi Compression, Straight Plate,
Long, 4 Holes,
Thickness 1.3mm, Silver, Optional



242.81SE06
Maxi Compression, Straight Plate,
Regular, 6 Holes,
Thickness 1.3mm, Silver, Optional

Maxi Mandible Recon., Compression CD Plate



242.81CD06
Maxi Compression, CD Plate,
Regular, 6 Holes,
Thickness 1.3mm, Silver, Optional

Maxi Mandible Recon., Compression AE Plate



242.80AE04
Maxi Compression, AE Plate,
Regular, 4 Holes,
Thickness 1.3mm, Silver, Optional



242.81AE04
Maxi Compression, AE Plate,
Long, 4 Holes,
Thickness 1.3mm, Silver, Optional



242.80AE06
Maxi Compression, AE Plate,
Regular, 6 Holes,
Thickness 1.3mm, Silver, Optional

Maxi Mandible Recon., Straight Plate

* Can Be Placed on the Implante Module(911.24AS04.01)



Maxi Locking, Straight Plate, Regular, 15Holes

242.60RS15	<i>Template</i>
Thickness 2.5mm	242.60RS15TP
Dark Green ●	




Maxi Locking, Straight Plate, Regular, 21Holes

242.60RS21	<i>Template</i>
Thickness 2.5mm	242.60RS21TP
Dark Green ●	

Maxi Mandible Recon., Angled Plate

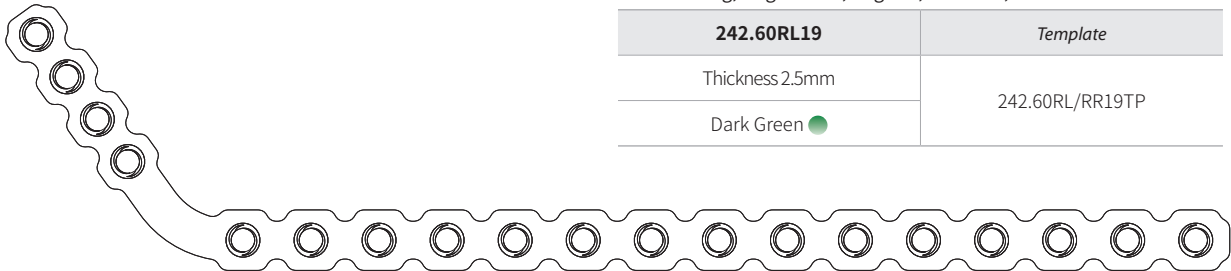
* Can Be Placed on the Implante Module(911.24AS04.01)

Maxi Locking, Angle Plate, Regular, 14 Holes, Left



242.60RL14	<i>Template</i>
Thickness 2.5mm	242.60RL/RR14TP
Dark Green ●	

Maxi Locking, Angle Plate, Regular, 19 Holes, Left

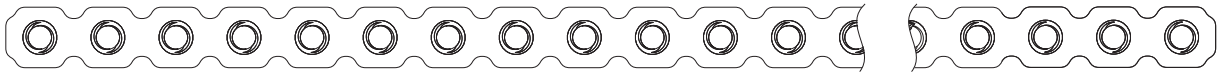


242.60RL19	<i>Template</i>
Thickness 2.5mm	242.60RL/RR19TP
Dark Green ●	

* Illustrated scale 1:1

Maxi Mandible Recon., Straight Plate

* Can Be Placed on the Implante Module(911.24AS04.01)



Maxi Locking, Straight Plate, Regular, 25Holes

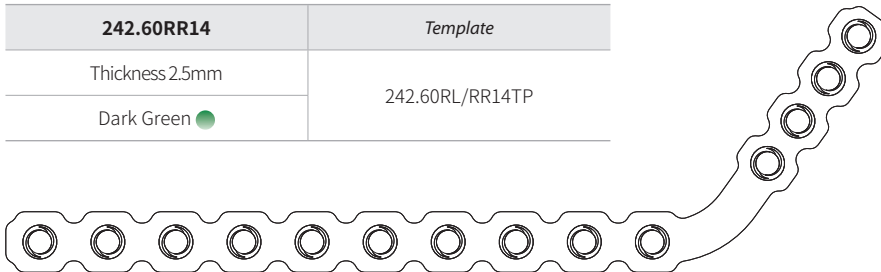
242.60RS25	<i>Template</i>
Thickness 2.5mm	242.60RS25TP
Dark Green ●	

Maxi Mandible Recon., Angled Plate

* Can Be Placed on the Implante Module(911.24AS04.01)

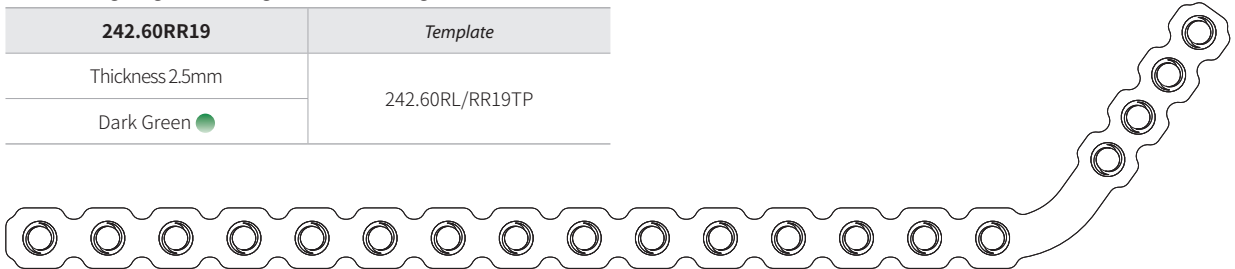
Maxi Locking, Angle Plate, Regular, 14 Holes, Right

242.60RR14	<i>Template</i>
Thickness 2.5mm	242.60RL/RR14TP
Dark Green ●	



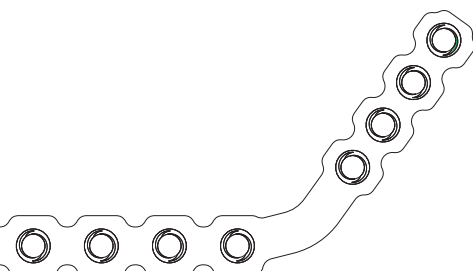
Maxi Locking, Angle Plate, Regular, 19 Holes, Right

242.60RR19	<i>Template</i>
Thickness 2.5mm	242.60RL/RR19TP
Dark Green ●	




Maxi Locking, Angle Plate, Regular, Right

242.60RM23	<i>Template</i>
Thickness 2.5mm / 23 Holes	242.60RM23TP
Dark Green ●	




Maxi Mandible Recon., Angle Plate with Curved



Maxi Recon., Angle Plate, Regular, 16 Holes, Left

242.61RL16	242.61RL16.01	242.62RL16	242.62RL16.01	Template
Thickness 1.5mm	Thickness 1.5mm	Thickness 2.5mm	Thickness 2.5mm	242.6xRL/RR16.xxTP
Blue ●	Purple ●	Dark Green ●	Purple ●	
Grade 3	Grade 4	Grade 3	Grade 4	




Maxi Recon., Angle Plate, Regular, 18 Holes, Left

242.61RL18	242.61RL18.01	242.62RL18	242.62RL18.01	Template
Thickness 1.5mm	Thickness 1.5mm	Thickness 2.5mm	Thickness 2.5mm	242.6xRL/RR18.xxTP
Blue ●	Purple ●	Dark Green ●	Purple ●	
Grade 3	Grade 4	Grade 3	Grade 4	


* Illustrated scale 1:1

Maxi Mandible Recon., Angle Plate with Curved



Maxi Recon., Angle Plate, Regular, 16 Holes, Right

242.61RR16	242.61RR16.01	242.62RR16	242.62RR16.01	Template
Thickness 1.5mm	Thickness 1.5mm	Thickness 2.5mm	Thickness 2.5mm	242.6xRL/RR16.xxTP
Blue ●	Purple ●	Dark Green ●	Purple ●	
Grade 3	Grade 4	Grade 3	Grade 4	





Maxi Recon., Angle Plate, Regular, 18 Holes, Right

242.61RR18	242.61RR18.01	242.62RR18	242.62RR18.01	Template
Thickness 1.5mm	Thickness 1.5mm	Thickness 2.5mm	Thickness 2.5mm	242.6xRL/RR16.xxTP
Blue ●	Purple ●	Dark Green ●	Purple ●	
Grade 3	Grade 4	Grade 3	Grade 4	

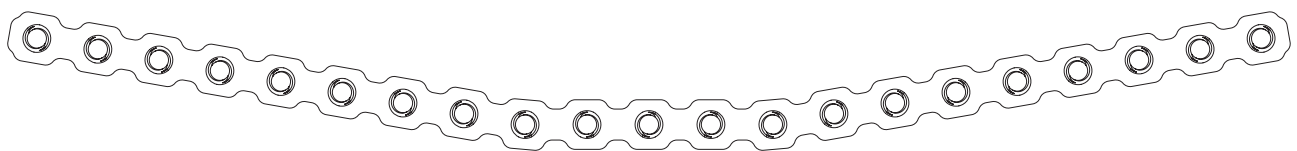
Maxi Mandible Recon., Angle Plate with Curved

* Can Be Placed on the Implante Module(911.24AS04)



Maxi Mandible Recon., Straight Plate with Curved

* Can Be Placed on the Implante Module(911.24AS04)



* Illustrated scale 1:1

Maxi Recon., Angle Plate, Regular, 23 Holes

242.61RM23	242.61RM23.01	242.62RM23	242.62RM23.01	<i>Template</i>
Thickness 1.5mm	Thickness 1.5mm	Thickness 2.5mm	Thickness 2.5mm	242.6xRM23.xxTP
Blue ●	Purple ●	Dark Green ●	Purple ●	
Grade 3	Grade 4	Grade 3	Grade 4	


Maxi Recon., Angle Plate, Regular, 25 Holes

242.61RM25	242.61RM25.01	242.62RM25	242.62RM25.01	<i>Template</i>
Thickness 1.5mm	Thickness 1.5mm	Thickness 2.5mm	Thickness 2.5mm	242.6xRM25.xxTP
Blue ●	Purple ●	Dark Green ●	Purple ●	
Grade 3	Grade 4	Grade 3	Grade 4	

Maxi Recon., Straight Plate, Regular, 21 Holes

242.61RS21	242.61RS21.01	242.62RS21	242.62RS21.01	<i>Template</i>
Thickness 1.5mm	Thickness 1.5mm	Thickness 2.5mm	Thickness 2.5mm	242.6xRS21.xxTP
Blue ●	Purple ●	Dark Green ●	Purple ●	
Grade 3	Grade 4	Grade 3	Grade 4	


Mesh



Micro Mesh Titanium Grade 1

Pore Size $\varnothing 1.48 \sim \varnothing 1.88\text{mm}$, Hole Spacing $\varnothing 2.2\text{mm}$

Code	Size	Thickness	Color
12-ME-001-01	37mm x 24mm	0.1mm	Silver
12-ME-001-02		0.2mm	
12-ME-001-03		0.3mm	
12-ME-001-04		0.4mm	
12-ME-001-05		0.5mm	
12-ME-002-01	49mm x 37mm	0.1mm	Silver
12-ME-002-02		0.2mm	
12-ME-002-03		0.3mm	
12-ME-002-04		0.4mm	
12-ME-002-05		0.5mm	
12-ME-003-01	99mm x 74mm	0.1mm	Silver
12-ME-003-02		0.2mm	
12-ME-003-03		0.3mm	
12-ME-003-04		0.4mm	
12-ME-003-05		0.5mm	



Micro Mesh Titanium Grade 1

Pore Size $\varnothing 0.6 \sim \varnothing 0.9\text{mm}$, Hole Spacing $\varnothing 3.3\text{mm}$ and $\varnothing 3.35\text{mm}$

Code	Size	Thickness	Color
12-GM-001-01	37mm x 25.1mm	0.1mm	Silver
12-GM-001-02		0.2mm	


Micro Mesh Titanium Grade 1

Pore Size $\varnothing 0.56 \sim \varnothing 0.9\text{mm}$, Hole Spacing $\varnothing 1.5\text{mm}$

Code	Size	Thickness	Color
12-GM-002-01	75mm x 51mm	0.1mm	Silver
12-GM-002-02		0.2mm	


* Illustrated scale 1:1

Mesh



Mid Mesh Titanium GSrade 1

Code	Size	Thickness	Color
16-ME-001	50.7mm x 36.3mm	0.6mm	Silver
16-ME-002	74.7mm x 50.7mm		



Mini Mesh Titanium Grade 1

Code	Size	Thickness	Color
20-ME-001	125.7mm x 5.0mm	0.5mm	Silver
20-ME-002	125.7mm x 9.1mm		
20-ME-018	125.7mm x 74.7mm		

Instrument

Screwdriver Handle

Screwdriver body is used to drive screws into bone in conjunction with interchangeable screwdriver shafts. This single screwdriver body accepts all interchangeable screwdriver shafts.



909.01HB01



909.01HB02



111-010

Code	Description
909.01HB01	Screwdriver Handle(Long)
909.01HB02	Screwdriver Handle(Short)
111-010	Screwdriver Handle

Plate Bender

Used to bend plates to a specific shape



909.24PB01 / 909.24PB02



114-008



111-033

Code	Description
909.24PB01	3-Prong Plate Bender(Mini)
909.24PB02	3-Prong Plate Bender(Mid)
114-008	Plate Bender(Micro/Mid/Mini)
111-033	Plate Bender(Maxi Recon.)

Drill Guide

The drill guide ensures that a screw hole is drilled at the correct angle in the head of an extraarticular plate.



111-041 / 111-041-1

Code	Description
111-041	Drill Guide(Mini/Maxi)
111-041-1	Drill Guide(Mini and Maxi Compression)

Forceps

Forceps are a handheld, hinged instrument used for grasping and holding plate and screw.



111-031



111-032



111-037



111-038



114-009

Code	Description
111-031	Plate Holding Forceps(Micro/Mid)
111-032	Plate Holding Forceps(Mini/Maxi)
111-037	Plate Holding Forceps(Micro/Mid)
111-038	Plate Holding Forceps(Mini)
114-009	Small Grasping Forcep

Instrument

Cutter

Used to cut plates or mesh to a specific size.



114-007



111-021(LX-103)



111-042



111-034



111-036

Code	Description
114-007	Plate Cutter(Micro/Mid)
111-021(LX-103)	Plate Cutter(Mini)
111-042	Plate Cutter(Micro/Mid/Mini)
111-034	Plate Cutter(Maxi), Used as a pair
111-036	Mesh Cutter

Depth Gauge



111-027



111-028

Code	Description
111-027	Depth Gauge(Micro/Mid)
111-028	Depth Gauge(Mini/Maxi)

Cannula Set

For Minimal Invasive Surgery.



Code	Description
111-026-1-N	Cannula
111-026-2-N	Cannula Drill Guide(Mini/Maxi)
111-026-3-N	Cannula Trocar
111-026-4-N	Cheek Retractor

Bone Lifting Shaft

With Jeil Bone Lifting Shaft, Surgeons can move, rotate and (temporarily) fix the desired bone fragment, while maintaining solid link between the bone fragment and shaft.



Code	Description
111-051-L1	Bone Lifting Shaft(Single Type)
111-051-L2	Bone Lifting Shaft(Double Type)

Instrument

Separator

Separator is a surgical instrument for separating between bone segments. It works by grasping the handle.



111-043

Code	Description
111-043	Separator

Splitter

This Lingual Splitter is a surgical instrument for the short lingual split osteotomy.



LINGUAL SPLITTER-L

LINGUAL SPLITTER-R

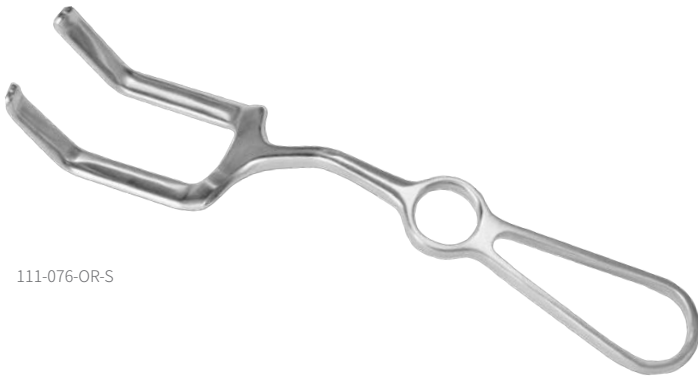
Code	Description
LINGUAL SPLITTER-L	Lingual Splitter(Used as a pair)
LINGUAL SPLITTER-R	Lingual Splitter(Used as a pair)

Retractor


Channel Retractor: a surgical instrument for horizontal cutting bone on the mandibular ascending ramus of lingual.
 Paranasal retractor: a surgical instrument with which a surgeon can either actively separate the edges of a surgical incision or wound, or can hold back underlying tissues, so that body parts under the incision may be accessed.



CHANNEL RETRACTOR



111-076-OR-S



111-076-OR-L

Code	Description
CHANNEL RETRACTOR	Channel Retractor(Used as a pair)
111-076-OR-S	Paranasal Retractor, Small
111-076-OR-L	Paranasal Retractor, Large

Instrument

Drill bits can be divided into 4 types according to the size of blade in the end. They are Micro, Mid, Mini, Maxi according to the size of blade. Micro drill bits are used for 1.3mm Micro screw. Mid drill bits are used for 1.6mm Mid screw. Mini drill bits are used for 2.0mm Mini screw. Maxi drill bits are used for 2.4mm Maxi screw.

Drill Bits(Micro)



112-MC-201



112-MC-202



112-MC-302



122-MC-301



112-MC-STOP / 112-MC-STOP06 / 112-MC-STOP08 / 112-MC-STOP10 / 112-MC-STOP12

Code	Description
112-MC-201	Drill Bit(Micro), Ø1.0mm Dental Latch, 8mm stop
112-MC-202	Drill Bit(Micro), Ø1.0mm Dental Latch, 12mm stop
112-MC-302	Drill Bit(Micro), Ø1.0mm J-Latch, 12mm stop
122-MC-301	Long Drill Bit(Micro), Ø1.0mm J-Latch, 12mm stop
112-MC-STOP	Drill bit(Micro), Ø1.0mm J-Latch, 4mm stop
112-MC-STOP06	Drill bit(Micro), Ø1.0mm J-Latch, 6mm stop
112-MC-STOP08	Drill bit(Micro), Ø1.0mm J-Latch, 8mm stop
112-MC-STOP10	Drill bit(Micro), Ø1.0mm J-Latch, 10mm stop
112-MC-STOP12	Drill bit(Micro), Ø1.0mm J-Latch, 12mm stop



112-MD-201



112-MD-301



112-MD-302



112-MD-STOP / 112-MD-STOP06 / 112-MD-STOP08 / 112-MD-STOP10 / 112-MD-STOP12

Code	Description
112-MD-201	Drill Bit(Mid), Ø1.3mm Dental Latch, 10mm stop
112-MD-301	Drill Bit(Mid), Ø1.3mm J-Latch, 14mm stop
112-MD-302	Long Drill Bit(Mid), Ø1.3mm J-Latch, 14mm stop
112-MD-STOP	Drill Bit(Mid), Ø1.3mm J-Latch, 4mm stop
112-MD-STOP06	Drill Bit(Mid), Ø1.3mm J-Latch, 6mm stop
112-MD-STOP08	Drill Bit(Mid), Ø1.3mm J-Latch, 8mm stop
112-MD-STOP10	Drill Bit(Mid), Ø1.3mm J-Latch, 10mm stop
112-MD-STOP12	Drill Bit(Mid), Ø1.3mm J-Latch, 12mm stop

Drill Bits(Mini)



112-MN-301



112-MN-302



112-MN-303



112-MN-306



112-MN-STOP / 112-MN-STOP06 / 112-MN-STOP08 / 112-MN-STOP10 / 112-MN-STOP12



112-MN-201



112-MN-202



112-MU-301



112-MU-302

Code	Description
112-MN-301	Drill Bit(Mini), Ø1.6mm J-Latch, 12mm stop
112-MN-302	Drill Bit(Mini), Ø1.6mm J-Latch, 22mm stop
112-MN-303	Long Drill Bit(Mini), Ø1.6mm J-Latch, 22mm stop
112-MN-306	Drill Bit(Mini), Ø1.6mm J-Latch, 6mm stop
112-MN-STOP	Drill Bit(Mini), Ø1.6mm J-Latch, 4mm stop
112-MN-STOP06	Drill Bit(Mini), Ø1.6mm J-Latch, 6mm stop
112-MN-STOP08	Drill Bit(Mini), Ø1.6mm J-Latch, 8mm stop
112-MN-STOP10	Drill Bit(Mini), Ø1.6mm J-Latch, 10mm stop
112-MN-STOP12	Drill Bit(Mini), Ø1.6mm J-Latch, 12mm stop
112-MN-201	Drill Bit(Mini), Ø1.6mm Dental Latch, 8mm stop
112-MN-202	Drill Bit(Mini), Ø1.6mm Dental Latch, 12mm stop
112-MU-301	Drill Bit(Mini), Ø1.6mm, 12mm stop
112-MU-302	Drill Bit(Mini), Ø1.6mm, 22mm stop

Drill Bits(Maxi)



112-MX-201



112-MX-202



112-MX-301



112-MX-302



112-MX-STOP / 112-MX-STOP06 / 112-MX-STOP08 / 112-MX-STOP10 / 112-MX-STOP12

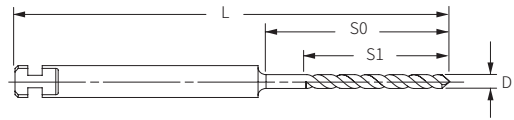
Code	Description
112-MX-201	Drill Bits(Maxi), Ø2.0mm Dental Latch, 8mm stop
112-MX-202	Drill Bits(Maxi), Ø2.0mm Dental Latch, 12mm stop
112-MX-301	Drill Bits(Maxi), Ø2.0mm J-Latch, 24mm stop
112-MX-302	Long Drill Bits(Maxi), Ø2.0mm J-Latch, 30mm stop
112-MX-STOP	Drill Bits(Maxi), Ø2.0mm J-Latch, 4mm stop
112-MX-STOP06	Drill Bits(Maxi), Ø2.0mm J-Latch, 6mm stop
112-MX-STOP08	Drill Bits(Maxi), Ø2.0mm J-Latch, 8mm stop
112-MX-STOP10	Drill Bits(Maxi), Ø2.0mm J-Latch, 10mm stop
112-MX-STOP12	Drill Bits(Maxi), Ø2.0mm J-Latch, 12mm stop

Instrument

Dental Latch Drill Bits

[Unit: mm]

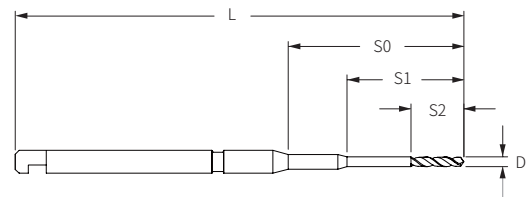
Code	L	S0	S1	D
112-MC-201	28.0	8.0	5.0	1.0
112-MC-202	32.0	12.0	5.0	1.0
112-MD-201	30.0	10.0	5.0	1.3
112-MN-201	28.0	8.0	5.0	1.6
112-MN-202	32.0	12.0	5.0	1.6
112-MX-201	28.0	8.0	5.0	2.0
112-MX-202	32.0	12.0	5.0	2.0



J-Latch Drill Bits

[Unit: mm]

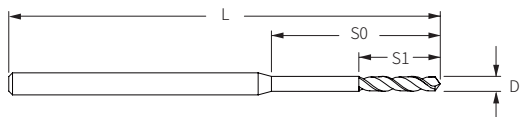
Code	L	S0	S1	S2	D
112-MC-302	46.0	18.0	12.0	5.0	1.0
122-MC-301	71.4	28.0	12.0	5.0	1.0
112-MD-301	46.0	14.0	14.0	6.0	1.3
112-MD-302	71.4	14.0	14.0	6.0	1.3
112-MN-301	54.8	12.0	12.0	5.0	1.6
112-MN-302	60.0	22.0	22.0	15.0	1.6
112-MN-303	105.0	22.0	22.0	15.0	1.6
112-MN-306	50.9	6.0	6.0	4.5	1.6
112-MX-301	64.0	24.0	24.0	12.0	2.0
112-MX-302	105.0	30.0	30.0	12.0	2.0



Straight Drill Bits

[Unit: mm]

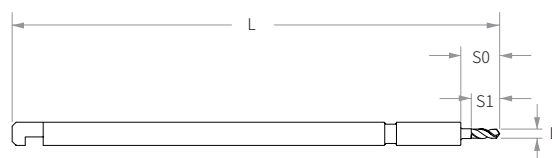
Code	L	S0	S1	D
112-MU-301	54.8	12.0	5.0	1.6
112-MU-302	67.0	22.0	15.0	1.6



J-Latch Stop Drill Bits

[Unit : mm]

Code	L	S0	S1	D
112-MC-STOP	50.0	4.0	3.0	1.0
112-MC-STOP06	52.0	6.0	5.0	1.0
112-MC-STOP08	54.0	8.0	7.0	1.0
112-MC-STOP10	56.0	10.0	9.0	1.0
112-MC-STOP12	58.0	12.0	12.0	1.0
112-MD-STOP	50.0	4.0	3.0	1.2
112-MD-STOP06	52.0	6.0	5.0	1.2
112-MD-STOP08	54.0	8.0	7.0	1.2
112-MD-STOP10	56.0	10.0	9.0	1.2
112-MD-STOP12	58.0	12.0	12.0	1.2
112-MN-STOP	50.0	4.0	3.0	1.6
112-MN-STOP06	52.0	6.0	5.0	1.6
112-MN-STOP08	54.0	8.0	7.0	1.6
112-MN-STOP10	56.0	10.0	9.0	1.6
112-MN-STOP12	58.0	12.0	12.0	1.6
112-MX-STOP	50.0	4.0	3.0	2.0
112-MX-STOP06	52.0	6.0	5.0	2.0
112-MX-STOP08	54.0	8.0	7.0	2.0
112-MX-STOP10	56.0	10.0	9.0	2.0
112-MX-STOP12	58.0	12.0	12.0	2.0



Screwdriver Shafts

Screwdriver Shafts can be divided into 3 types according to the size of blade in the end.

They are NF(Micro/Mid), Maxi(Mini/Maxi), MJ(IMF) shafts according the size of blade.

NF shaft is used for 1.3mm Micro screw, 1.4mm Auto screw, and 1.6mm Mid screw, 1.6mm Auto screw. Maxi shaft is used for 2.0mm Mini screw, 2.0mm Auto screw and 2.4mm Maxi screw. MJ shaft is used for 2.0 IMF screw.

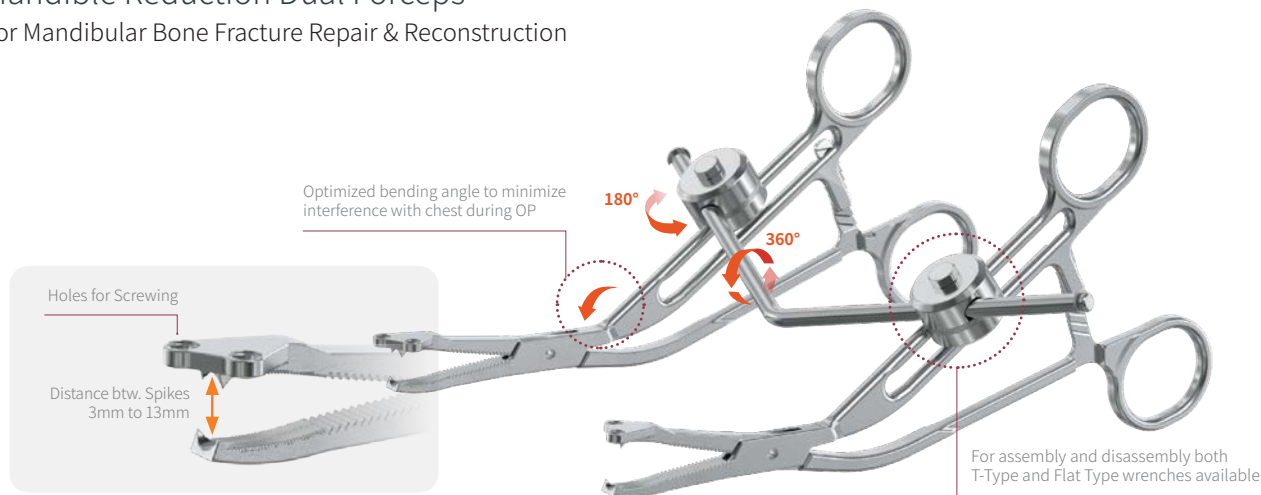


Code	Description
113-NF-101	Screwdriver Shaft(Micro/Mid)
113-NX-101	Screwdriver Shaft(Mini/Maxi)
113-MJ-103	Screwdriver Shaft(AH/BH IMF)

Instruments

Mandible Reduction Dual Forceps

For Mandibular Bone Fracture Repair & Reconstruction



Stable & Safe Bone Holding for better surgical outcomes and shorter OP times

- Stable & strong holding force compared with conventional reduction forceps
- Wide joint motion range for various bone holding positions (up to 180° & 360° on each axis)
- Spike Tip for stable forceps purchasing on bone surface
- Improved holding stability with Ø2.0mm, 2.4mm & 2.7mm Screws
- Material: Biocompatible Stainless Steel



Code	Description
111-158	MRDF
111-158-T	T-Type Wrench
111-158-F	Flat Type Wrench



Screws hold the forceps in fixed position



Optimal tip angle secures enough space to position mandibular reconstruction plate

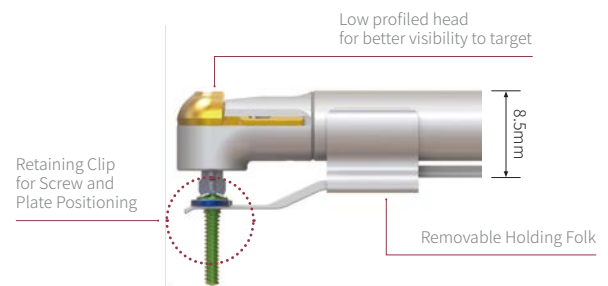

Angled Driver For Oral & Maxillofacial Surgery



Stable & Safe Bone Holding for better surgical outcomes and shorter OP times

- For right-angled drilling and screw insertion
- Optimal for intraoral approach to mandibular bone
- Complete disassembly for perfect cleaning
- Improved power transmission for increased stability
- Compatible with commercial dental handpieces (ISO 3964)
- Maximum drill speed of 2,000 rpm
- Two Holding Fork Positions for better visibility to target*

*Adjustable Holding Fork Position for better Visibility



Driver Disassembly



Kit Configuration

Compatible Screw List

Code	Description	Driver shaft
12-MC-0XX	Micro Screws	113-MC-501
241.0113XX		113-NF-501
16-MD-0XX	Mid Screws	113-MD-501
241.0116XX		113-NF-501
20-MN-0XX	Mini Screws	113-MN-501
241.0120XX / 241.0320XX		113-MX-501
24-MX-0XX	Maxi Screws	113-MX-501
241.0124XX / 241.0324XX		113-MX-501

Technical Data

Gear ratio	Standard Motor connection	Standard Chuck System	Max. Input Speed
MRDF	ISO 3964	ISO3964 / Ø2.35mm	2,000rpm

Instruments

Bandage

For Facial/Liposuction

- Offers Pulling of Facial Skin after Face Peeling
- Accelerates Hemostasis by Skin Fixation
- Relieves Edema & Swelling after Facial bone contouring Surgery
- Enhances Lifting Effect after Laser Surgeries (V-Line, Face Lifting, etc.)



JEIL BANDAGE is to help Recovery after various facial surgeries (plastic surgery, facial peeling, laser surgeries)

JEIL BANDAGE holds patients' face/facial skin tightly, not only to relieve swelling & edema, but also to help Hemostasis & Blood Coagulation.

When used after Laser Surgeries(Acculift, V-Line Surgery, etc.), JEIL BANDAGE Enhances the Lifting Effects.

* Consult a doctor prior of use this product.

Mid Face 1.3/1.6


Contains the following Mid Face Single Container (912.24AS01), Instrument Module (911.24AS05), Module Tray (913.24MT01), Mid Face Implant Module (911.24AS01), Single Kit Size: W 361 x L 249 x H 84mm




911.24AS01
Mid Face Implant Module (Without implants)



912.24AS01
Mid Face Single Container



911.24AS05
Standard Instrument Tray for Single Set (Without instruments)



913.24MT01
Standard Module Tray for Single Set (Without Module)

Orthognathic



Contains the following Orthognathic Single Container (912.24AS03), Instrument Tray (911.24AS05), Module Tray (913.24MT01), Orthognathic Implant Module (911.24AS03), Single Kit Size: W 361 x L 249 x H 84mm




911.24AS03
Orthognathic Implant Module (Without implants)



912.24AS03
Orthognathic Single Container



911.24AS05
Standard Instrument Tray for Single Set
(Without instruments)



913.24MT01
Standard Module Tray for Single Set
(Without Module)

Mandible Trauma


Contains the following Mandible Trauma Single Container (912.24AS02), Instrument Tray (911.24AS05), Module Tray (913.24MT01), Mandible Trauma Implant Module (911.24AS02), Single Kit Size: W 361 x L 249 x H 84mm




911.24AS02
Mandible Trauma Implant Module (Without implants)



912.24AS02
Mandible Trauma Single Container




911.24AS05
Standard Instrument Tray for Single Set
(Without instruments)



913.24MT01
Standard Module Tray for Single Set
(Without Module)

Mandible Recon.

Contains the following Mandible Recon. Single Container (912.24AS04), Instrument Tray (911.24AS06), Module Tray (913.24MT01), Mandible Recon. Implant Module (911.24AS04/911.24AS04.01), Single Kit Size: W 361 x L 249 x H 84mm




911.24AS04
Mandible Recon. Implant Module (Without implants)




911.24AS04.01
Mandible Recon. Implant Module (Without implants)



912.24AS04
Mandible Recon. Single Container




911.24AS06
Mandible Recon. Instrument Tray for Single Set
(Without instruments)



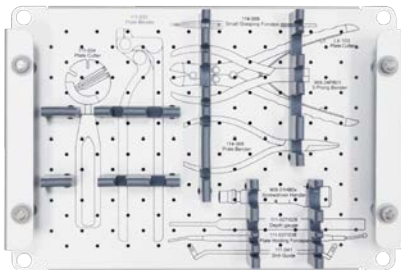
913.24MT01
Standard Module Tray for Single Set
(Without Module)

LeForte Full Container


Contains the following Leforte Full Container (912.24AS05), Instrument Tray (911.24AS07), Module Tray (911.24AS08), Implant Module (911.24AS01, 911.24AS02, 911.24AS03, 911.24AS04 or 911.24AS04.01),
Single Kit Size: W 361 x L 249 x H 154mm



912.24AS05
LeForte System Full Container
(can stack up to 4 implant modules simultaneously.)



911.24AS07
Standard Instrument Module
for LeForte Full Set



911.24AS08
Module Tray for LeForte Full Set
(Without Module)



111-009
Autoclave Tray (for Sterilization)
Size: W 334 x L 234 x H 70mm

Le Forte System

Mid Face / Orthognathic / Mandible Trauma / Mandible Recon.



JEILMEDICAL

JEILMEDICAL CORPORATION

702·703·704·705·706·804·805·807·812·815-ho, 55, Digital-ro 34-gil, Guro-gu, Seoul, 08378, Rep. of Korea

DOMESTIC SALES **T** 82.2.850.3500 **F** 82.2.850.3535 **E** jeil@jeilmed.co.kr

INTERNATIONAL SALES **T** 82.2.850.3935 **F** 82.2.850.3537 **E** global@jeilmed.co.kr

www.jeilmed.co.kr

Print Date: 20-07-09 24-A01(04)