

LASCOD



168 HOURS
EDS
EXTRA
DIMENSIONAL
STABILITY

LEADERSHIP



History and innovation



Since **KROMOPAN** was created it has been an incredible break through in dentistry.

Thanks to a careful selection of raw materials and well-advanced manufacturing processes it has been possible to further extend the dimensional stability of the dental impression during its storage (if kept in a sealed plastic bag without adding water or wet paper) up to 168 hours, and always maintaining unchanged the high accuracy, the elasticity of the material and the extra quick setting time in the oral cavity. All that to guarantee the perfect realization of any prosthesis or functional intervention.

168 HOURS
EDS
EXTRA
DIMENSIONAL
STABILITY



Kromopan chromatic phases



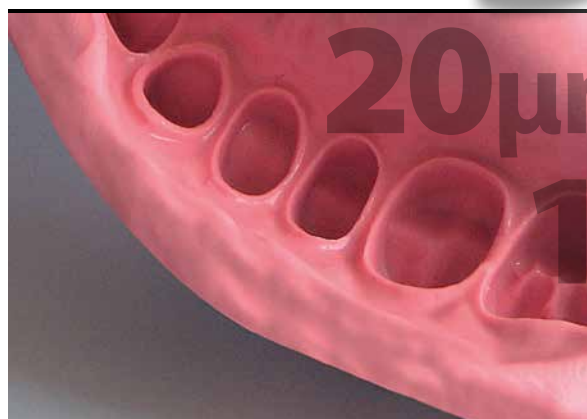
Alginor chromatic phases

easy to use

Kromopan and Alginor-ortho are the Lascod chromatic alginates. The chromatic phase indicator helps the preparation of the impression tray work regardless of environmental conditions and of temperature and hardness of the used water.

The long working time allows to manipulate the product with extreme calm.

30" setting time
in mouth



20µm maximum
15µm precision

All Lascod alginates show a high details reproduction. This is an essential requirement to realize accurate models that improve the realization of the prosthesis model.


elasticity and resistance to tear



High elasticity and resistance to tear allow a perfect details reproduction in presence of significant undercuts.

agreeable aroma

Lascod alginates are intentionally formulated with a slight flavour in order to reduce at minimum terms salivations and emetic reflex.



inalterable during disinfection

All impressions taken with Lascod alginates can be disinfected with specific products following manufacturers' instructions about dosage/proportions, temperature, submersion timings, solution substitution and disposal without altering the characteristics of the material.

long expiry date

All Lascod alginates keep unchanged their characteristics for 5 years if properly stored in their sealed and intact package.

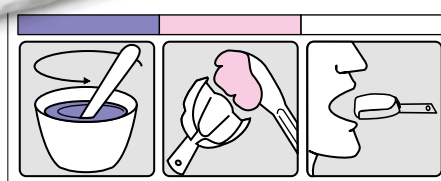




KRM302
20x450g

chromatic

- Study models
- Antagonist
- Removable and fixed prosthesis
- Temporary crowns and bridges



Purple phase: mixing
Pink phase: impression tray loading
White phase: insertion in mouth

	Type I	Type II
Working time (23°) including mixing time	1' 45"	2' 45"
Minimum time in mouth (37°)	30"	30"
Reproduction of details (µm)	20	20
Elastic recovery (%)	95.5	95.5
Dimensional stability	168 h	168 h
Flavour	spearmint	spearmint
Colour	white	white



KRT302
20x450g

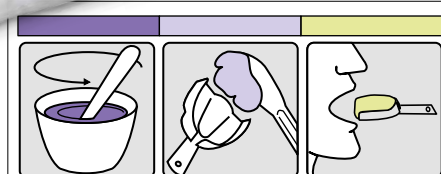
LAS



KOR302
20x450g

chromatic

- Study models
- Orthodontic impressions



Purple phase: mixing
Cyclamen phase: impression tray loading
Green phase: insertion in mouth

Specific for orthodontic impressions.

It has the highest degree of elasticity and resistance to tear, ideal to highlight details in impressions with significant undercuts and brackets.

Working time (23°) including mixing time	1' 45"
Minimum time in mouth (37°)	30"
Reproduction of details (µm)	20
Elastic recovery (%)	96.2
Dimensional stability	168 h
Flavour	mint
Colour	green

orthodontics

non chromatic

New generation alginate and top quality level product specific for high precision impressions with details definition up to 15 μ . It's the ideal solution for any use where detail definition is essential for perfect prosthesis realizations.

Working time (23°) including mixing time	1' 45"
Minimum time in mouth (37°)	30"
Reproduction of details (μm)	15
Elastic recovery (%)	96.2
Dimensional stability	168 h
Flavour	strawberry
Colour	pink

KHQ302
20x450g



15 μ m maximum precision

COD

- High precision impressions in removable and fixed prosthesis
- Temporary crowns and bridges
- Position impressions
- Antagonist models
- Study models

non chromatic

Non chromatic alginate with the same technical features and same precision as Kromopan, indicated for the same applications: removable and fixed prosthesis antagonists, temporary prosthesis impressions, preliminary models for metal frameworks and orthodontics.

Working time (23°) including mixing time	1' 45"
Minimum time in mouth (37°)	30"
Reproduction of details (μm)	20
Elastic recovery (%)	95.5
Dimensional stability	168 h
Flavour	spearmint
Colour	orange

KAL102
20x450g











- Study models
- Antagonist models
- Removable and fixed prosthesis
- Temporary crowns and bridges

tips and more...

1 We suggest to preserve the alginate in its original bag roll up and closed with a simple clip. If you wish to transfer the material in a plastic container, remember to wash it frequently (no detergents-soaps) and to wipe it properly in order to avoid the contamination due to old dust residue. The material hasn't to be exposed to direct sunlight or near sources of heat, should be stored in a dry place to extend product shelf-life.




2 Carefully wash your instruments (mixing cup, spatula, trays). Do not use instruments with residuals.

		
	20 ml.	+ 9 g.
1 x		
	40 ml.	+ 18 g.
2 x		

3 Water dosage: for every scoop of powder is necessary to pour one water scoop. Control of the water level has to be carried out by placing the measuring scoop at eye level. Use of deionized water is recommended.

Powder dosage: take the alginate without compressing the powder, remove excess by passing the spatula on the measuring scoop.

4 Pour water first and then the powder inside the cup. This forethought will improve the quality of the mixture minimizing lumps and air bubbles.



5 Mix manually the alginate for 45". If you are using a mechanical mixer for 8"-10".



6 During the loading of the impression tray insured that the material comes out of the perforations. This precaution will increase the retention.

7 After setting extract the impression tray with a single movement in direction of the teeth axis.



8 Do not forget to rinse thoroughly with running water and disinfect the impression before storing.

9 Store the impression in a sealed plastic bag, without adding water, wet paper or cotton.



accessories



PERFORATED
EXK603 (S-M-L)
EXK605 (XS-S-M)



NON PERFORATED
EXK604 (S-M-L)
EXK606 (XS-S-M)



ACX015



TUB001



ZLC001



ZLC003



MSG020 (20 couples)
MSG500 (500 couples)



CLP001



SLB100

The photographic images here reproduced are purely indicative and are not necessarily identical to the actual products.

LASCOD

For further information activate the QR Code reader on your smartphone.

