

# INTERNATIONAL PRODUCT CATALOG



dentagine

**SSWHITE** Dental®

Better Patient Outcomes  
Improved Efficiency  
Faster Practice Growth

[sswhitedental.com](http://sswhitedental.com)

# Table of Contents

## Introduction

SS White® History/About Us . . . . .	3
--------------------------------------	---

## Carbide Burs

Operative Burs . . . . .	4
Great White® Burs . . . . .	8
Great White® Ultra Burs . . . . .	9
Trimming and Finishing Burs. . . . .	10
Safe End Finishing Burs . . . . .	11
Oral Surgery Burs . . . . .	12

## Minimally Invasive Products

Fissurotomy® Burs . . . . .	17
SmartBurs® II . . . . .	18

## Polishers

Jazz® Polishers. . . . .	21
--------------------------	----

## Laboratory Burs

Great White® Lab Burs . . . . .	27
Express Line® Lab Burs / Diamonds . . . . .	32
Express Line® Discs . . . . .	33
Express Line® Diamond Trimming Wheels . . . . .	34
Jazz® Lab Polishers . . . . .	35
CAD/CAM Milling Burs. . . . .	37

## Diamond Instruments

Great White® Z Diamonds . . . . .	39
International Diamond Line. . . . .	40
TDA® Diamonds . . . . .	59

## Endodontic Products

EndoGuide® Burs . . . . .	65
Endo Safe End Burs . . . . .	68
DCTaper™ . . . . .	69
EXACTTaper™ . . . . .	76
EXACTFlow™ . . . . .	80
EXACTGuide™ . . . . .	83
Gutta Percha / Paper Points . . . . .	86
Root Canal Sealer . . . . .	88
Manta Cordless Endodontic Hand Piece . . . . .	89

## Miscellaneous

Procedural Kits . . . . .	90
Bur Blocks . . . . .	95
Face Shields . . . . .	96
Shanks and Measurements . . . . .	97
Storage and Sterilization . . . . .	98

## Notes

Notes Page. . . . .	99
---------------------	----



# A Proud Heritage of Innovation, Collaboration and Achievement

The name SS White® is synonymous with dentistry in the United States. The glorious history of SS White Burs began in 1844 when Samuel Stockton White opened up his business in Philadelphia, PA.

The growth of SS White is directly related to Dr. White's determination to improve his chosen profession. He encouraged doctors to communicate ideas freely with him, resulting in many innovations and a business philosophy that is the foundation of the company, even today.

## Over 175 Years and Our Philosophy Remains the same...

SS White Dental continues the founder's tradition of identifying and developing ideas that will improve the quality of dental care and make it more efficient. We believe that innovation and the creation of unique products are the cornerstone of our company and make SS White one of the most well recognized and trusted names in dentistry.

At SS White, we've been innovating and supporting dentists and their practices since 1844. As a family owned, U.S. based company, SS White is focused on the success of our customers and the treatment and outcomes of their patients. Each day we stand committed to fulfilling the needs of endodontists and general practitioners in three ways:

- A focus on quality products at a low cost.
- A focus on maximizing profitability and efficiencies chairside and in the practice for a better patient experience and outcome.
- A focus on conservation and preservation through minimally invasive dentistry.

*The future is bright with SS White!*



**Samuel Stockton White**  
SS White Founder  
1822-1879




**SS White Dental**  
Lakewood, NJ

# Unmatched Strength, Unrivalled Cutting and Reduced Breakage Make SS White Carbide Burs The #1 Choice of Dentists Worldwide.

SS White tungsten carbide burs ensure a fast, smooth, vibration free performance; reducing patient discomfort as well as operating time.




**ROUND**



	1/4	1/2	1	2	3	4	5	6	7	8	10
<b>FG 5 PACK</b>	310213	310093	310095	310097	310098	310100	310101	310102	310103	310196	
<b>FG (BULK 50)</b>	300024	300022	300011	300012	300027	300014	300015	300016	300017	300018	
<b>SS 5 PACK</b>		310094	310096	310157	310099	310192		310193			
<b>SS (BULK 50)</b>		300023	300020	300026	300028	300038		300045			
<b>RA 5 PACK</b>		310000	310001	310002	310003	310004	310005	310006	310007	310008	
<b>RA (BULK 50)</b>				300129		300130		300131		300132	
<b>HP 5 PACK</b>	310045	310046	310047	310048	310049	310050	310051	310052	310053	310054	310055
<b>HP (BULK 50)</b>		300005	300000	300001		300002		300003		300004	

**PEAR**



	1/2 P	1P	2P	4P	329	330	300M	331	332	330L	331L	332L
<b>FG 5 PACK</b>	310209	310210	310211	310212	310120	310122	310131	310125	310126	310129	310155	310156
<b>FG (BULK)</b>	300025	300021	300013	300037	300092	300095	300100	300096	300097	300094	300098	300099
<b>SS 5 PACK</b>		310214				310123	310178					
<b>SS (BULK 50)</b>		300019				300091	300093					
<b>RA 5 PACK</b>								310019			310021	

"SS White offers strength, consistency and predictability in each carbide bur they manufacture. This gives me confidence that for each patient; I can maximize the quality of the restoration and create better, more beautiful smiles."

- Dr. Lou Graham

Round  
Bur #2

Straight/Flat End  
Cross Cut Bur  
#556

STRAIGHT/FLAT  
END PLAIN



	56	57	57L	58	59
<b>FG 5 PACK</b>	310114	310116	310146	310118	
<b>FG (BULK 50)</b>	300041	300042	300048	300043	
<b>SS 5 PACK</b>	310189	310117		310115	
<b>SS (BULK)</b>	300044	300049			
<b>RA 5 PACK</b>		310017			310018
<b>HP 5 PACK</b>		310064			310065

STRAIGHT/ROUND  
END PLAIN



	1156	1157	1158
<b>FG 5 PACK</b>	310197	310198	310199
<b>FG (BULK 50)</b>	300074	300075	300076
<b>SS 5 PACK</b>	310200	310201	310195
<b>SS (BULK 50)</b>	300073	300072	300071

STRAIGHT/FLAT  
END CROSS CUT



	556	557	558	559	560	562	563	556L	557L	558L
<b>FG 5 PACK</b>	310124	310127	310130	310152	310153	310069	310070	310171	310150	310151
<b>FG (BULK)</b>	300110	300111	300112	300104	300114			300103	300115	300109
<b>SS 5 PACK</b>	310170	310161	310162							
<b>SS (BULK)</b>	300102	300101	300108							
<b>RA 5 PACK</b>		310020	310022	310023	310024					310043
<b>HP 5 PACK</b>		310066	310067	310068	310071					310084

STRAIGHT/ROUND END  
CROSSCUT FISSURE



	1556	1557	1558
<b>FG 5 PACK</b>	310138	310139	310142
<b>FG (BULK 50)</b>	300106	300113	300116
<b>SS 5 PACK</b>	310137	310140	310143
<b>SS (BULK 50)</b>	300105	300107	300117
<b>RA 5 PACK</b>	310036	310037	310040
<b>HP 5 PACK</b>	310080	310081	310082
<b>HP (BULK 50)</b>		300006	300007

INVERTED  
CONE



	33 1/2	34	35	36	37	37L	38	39
<b>FG 5 PACK</b>	310105	310107	310109	310110	310111	310145	310112	310113
<b>FG (BULK 50)</b>	300030	300031	300032	300033	300034	300046	300035	300036
<b>SS 5 PACK</b>	310106	310108	310160				310144	
<b>SS (BULK 50)</b>	300029	300039	300040				300047	
<b>RA 5 PACK</b>	310010	310011	310012	310013	310014	310042	310015	310016
<b>HP 5 PACK</b>	310057	310058	310059	310060	310061	310083	310062	310063

TAPER/FLAT  
END PLAIN



	169	170	171	169L	170L	171L
<b>FG 5 PACK</b>	310184	310119	310121	310185	310148	310149
<b>FG (BULK 50)</b>	300078	300079	300080	300077	300081	300083
<b>SS 5 PACK</b>			310194			
<b>SS (BULK 50)</b>			300082			

TAPER/ FLAT  
END CROSS CUT



	699	700	701	702	703	699L	700L	701L	702L	703L	1702	1702L	1703	1703L
<b>FG 5 PACK</b>	310186	310132	310133	310191	310135	310188	310190	310154						
<b>FG (BULK 50)</b>	300120	300125	300122	300123	300124	300118	300127	300128						
<b>SS 5 PACK</b>	310187	310163	310134											
<b>SS (BULK 50)</b>	300119	300126	300121											
<b>RA 5 PACK</b>		310025	310028	310029	310031			310044						
<b>HP 5 PACK</b>	310072	310073	310074	310075	310077			310085	310076	310078	310088	310089	310086	310087
<b>HP (BULK 50)</b>			300008	300009	300010									

TAPER/ ROUND  
END PLAIN



	1170	1171	1172	1169L	1170L	1171L
<b>FG 5 PACK</b>	310202	310204		310208	310206	310207
<b>FG (BULK 50)</b>	300068	300067			300069	300066
<b>SS 5 PACK</b>	310203	310205				
<b>SS (BULK 50)</b>		300065				
<b>RA 5 PACK</b>	310033	310035	310032			

END CUT



	956	957
<b>FG 5 PACK</b>	310128	310136
<b>FG (BULK 50)</b>	300133	300134
<b>RA 5 PACK</b>		310034
<b>HP 5 PACK</b>		310079

WHEEL



	14
<b>FG 5 PACK</b>	310104
<b>FG (BULK 50)</b>	300070
<b>RA 5 PACK</b>	310009
<b>HP 5 PACK</b>	310056

AMALGAM PREP



	244	245	246	256	257	271
<b>FG 5 PACK</b>	310172	310164	310165	310166	310167	310168
<b>FG (BULK 50)</b>	300085	300086	300087	300088	300089	300090
<b>SS 5 PACK</b>	310169					
<b>SS (BULK 50)</b>	300084					

SURGICAL & ENDODONTIC LENGTH



	1	2	4	6	8	557	558	1557	1558	700	701
<b>FGSL 10 PACK</b>	350000	350001	350002	350003	350004	350005	350006	350007	350008	350009	350010
<b>RASL 10 PACK</b>		350023	350024	350025	350026	350027	350028	350029			

SURGICAL & ENDODONTIC LENGTH



	702	703	1702	1703
<b>FGSL 10 PACK</b>	350011	350012	350013	350014
<b>RASL 10 PACK</b>	350030	350031	350032	350033

ZEKRYA BURS



	151	151L
<b>FG 10 PACK</b>	350169	350170
<b>FG 30 PACK</b>	330322	330323

BONE CUTTERS



<b>FG 1 PK.</b>	161-016	162-016	162A-016	267-016	269-016
	17735-1	17736-1	17737-1	17738-1	17739-1

<b>RA 1 PK.</b>	161-016
	17740-1

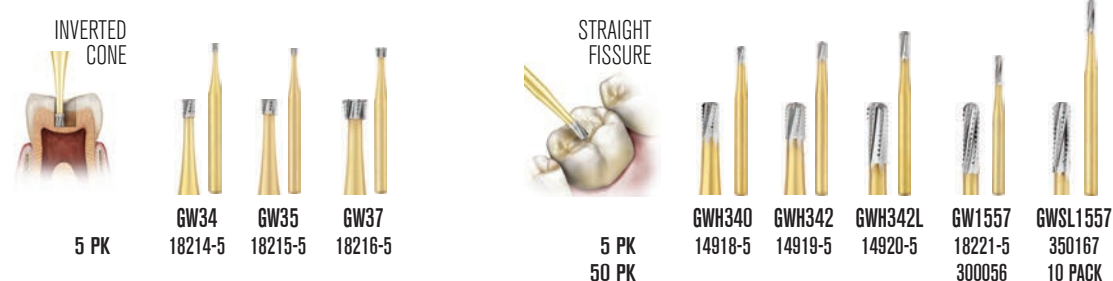
<b>HP 1 PK.</b>	161-016	162A-016
	17741-1	17742-1

# Save 12 Hours Per Year in Chair Time Using the #1 Selling Metal Cutting Bur Worldwide

Innovative blade geometry combined with unparalleled neck strength produces a bur that quickly cuts metal with reduced chatter and breakage enabling one bur to remove up to three PFMs.

## GREAT WHITE® GOLD SERIES

METAL CUTTING - CAVITY PREPARATION CARBIDE BURS



*"I have yet to experience anything that cuts as fast, accurate and smooth as a Great White® Bur, saving my practice time and money while reducing stress. A single Great White® Bur replaces my use of two to three carbide burs for PFM crown removal, a time savings of about 12 hours per year and over \$4,000 in productivity."*









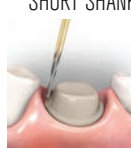





*- Howard S. Glazer, DDS*



# 40% Faster Crown Preparations Versus Diamonds.

Great White Ultra Burs cuts both enamel and restorative materials faster than comparable diamond instruments, saving chair time and money.

## GREAT WHITE® ULTRA CROWN & BRIDGE PREPARATION CARBIDE BURS

<p><b>FOOTBALL</b></p>  <p><b>10 PK</b> HEAD LENGTH (mm) MAX HEAD DIAMETER (mm)</p>	 <p><b>GWU 379-023</b> 350138 4.2 2.3</p>	<p><b>SHORT FLAT END TAPER</b></p>  <p><b>10 PK</b> HEAD LENGTH (mm) MAX HEAD DIAMETER (mm)</p>	 <p><b>GWU 845KR-016</b>   <b>GWU 845KR-018</b>   <b>GWU 845KR-025</b> 350140   350141   350142 4.0   4.0   4.0 1.6   1.8   2.5</p>	<p><b>DEPTH CUTTER</b></p>  <p><b>5 PK</b></p>	 <p><b>GWDC1</b>   <b>GWDC2</b> 310158   310159</p>
<p><b>FLAT END TAPER</b></p>  <p><b>10 PK</b> HEAD LENGTH (mm) MAX HEAD DIAMETER (mm)</p>	 <p><b>GWU 847-016</b>   <b>GWU 847-018</b>   <b>GWU 847-020</b> 350144   350136   350137 8.0   8.0   8.0 1.6   1.8   2.0</p>	<p><b>FLAT END TAPER SHORT SHANK</b></p>  <p><b>10 PK</b> HEAD LENGTH (mm) MAX HEAD DIAMETER (mm)</p>	 <p><b>GWU 847-016S</b>   <b>GWU 847-018S</b>   <b>GWU 847-020S</b> 350131   350132   350130 8.0   8.0   8.0 1.6   1.8   2.0</p>		
<p><b>ROUND END TAPER</b></p>  <p><b>10 PK</b> HEAD LENGTH (mm) MAX HEAD DIAMETER (mm)</p>	 <p><b>GWU 855-025</b>   <b>GWU 856-016</b>   <b>GWU 856-018</b>   <b>GWU 856-020</b>   <b>GWU856-023</b> 350139   350143   350133   350134   350135 7.0   8.0   8.0   8.0   8.0 2.5   1.6   1.8   2.0   2.5</p>	<p><b>ROUND END TAPER SHORT SHANK</b></p>  <p><b>10 PK</b> HEAD LENGTH (mm) MAX HEAD DIAMETER (mm)</p>	 <p><b>GWU 856-016S</b>   <b>GWU 856-018S</b>   <b>GWU 856-020S</b> 350127   350128   350129 8.0   4.0   8.0 1.6   1.8   2.0</p>		

## Crown and Bridge Preparation Kit



Images Not Shown to Scale

**All-In-One Kit**  
Designed for the efficient atraumatic removal of failed amalgams, composites, zirconia and PFM Crowns.  
**Kit Reorder No. 18150**

**Kit Contents:**  
2 Great White® Ultra #856-016  
2 Great White® Ultra #856-018  
2 Great White® Ultra #856-020  
1 Great White® Ultra #379-023  
2 Great White® Ultra #847-016  
2 Great White® Ultra #847-018  
1 Autoclavable Bur Block

The Great White® Ultra:

- Cuts quickly and smoothly through enamel
- Negotiates amalgam and other restorative materials with minimal clogging and no "drag or stalling"
- Now a single instrument for completing crown preparations
- More efficient –less chair time
- Helps provide precise margins

*"The Great White® Ultra is a versatile bur designed for crown and bridge. It cuts smoothly and efficiently through dentin, enamel, amalgam, composite and cast metal restorations. The unique blade geometry ensures smooth cutting action even when moving from dentin to amalgam or cast metal restorations."* – Steven Abrams, DDS

# Create More Beautiful Smiles by Design



- 10 blade Safe End or 12 blade finishing burs efficiently trim and contour composites
- 20 blade Safe End or 20 blade Finishing burs create an ultra-smooth, pre-polish on composites
- 18 Blade Orthodontic debonding burs



SOLD IN 10 PACKS

### ROUND



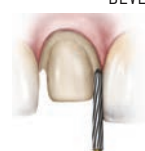
10 PACK 12 BLADE	7002 350053	7003 350054	7004 350043	7006 350044	7008 350045	7009 350057	8006	9004	9006	9008
10 PACK 20 BLADE										350016
10 PACK 30 BLADE								350034	350035	350036

### EGG



10 PACK 12 BLADE	7377 350074	7378 350070	7379 350076	8377	8378	8379
10 PACK 20 BLADE				350075	350071	350077
BULK 50	300141					

### BEVEL



10 PACK 12 BLADE	7878 350095	8878	7283 350178
10 PACK 20 BLADE	350096		

### NEEDLE




10 PACK 12 BLADE	7901 350058	7902 350048	7903 350097	7904 350015	8901	8902	8903	8904	9903	9904
10 PACK 20 BLADE					350018	350019	350020	350021		
10 PACK 30 BLADE									350041	350037
BULK 50	300135	300136	300137							

### RELIANT



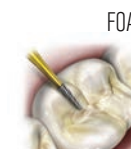
10 PACK 18 BLADE	118S 350059	118L 350060	218 350061
------------------	----------------	----------------	---------------

**FOOTBALL**



7404	7406	7408	8404	8406	8408	9406
350055	350050	350082				
<b>10 PACK 12 BLADE</b>			350080	350081	350083	
<b>10 PACK 20 BLADE</b>						350038
<b>10 PACK 30 BLADE</b>						
<b>BULK 50</b>	300138	300139	300140			

**FOA 1**



<b>FOA1</b>
350101
<b>10 PACK 12 BLADE</b>

**BULLET**




7801	7802	7803	9803
350093	350094	350047	350039
<b>10 PACK 12 BLADE</b>			

**FLAME**




7104	7106	7108	7274	8274
350046	350049	350056	350066	
<b>10 PACK 12 BLADE</b>			350067	
<b>10 PACK 20 BLADE</b>				

**INVERTED TAPER**



7303	7304
350068	350069
<b>10 PACK 12 BLADE</b>	

**STRAIGHT**




7572	7583	9561
350084	350051	350042
<b>10 PACK 30 BLADE</b>		

**ROUND END TAPER**



7675	7676	8675	8676
350087	350089		
<b>10 PACK 12 BLADE</b>		350088	350090
<b>10 PACK 20 BLADE</b>			

**TAPER**




7702	7713	7642	7664	8642	9642
350091	350092	350085	350086		
<b>10 PACK 12 BLADE</b>			350017		
<b>10 PACK 20 BLADE</b>					
<b>10 PACK 30 BLADE</b>			350040		

**FLAT END TAPER**




7204	7205	7206	7375	7376	8375	8376
350063	350064	350065	350072	350078		
<b>10 PACK 12 BLADE</b>				350073	350079	
<b>10 PACK 20 BLADE</b>						

**CFT**




CFT1	CFT2	CFT3
350098	350099	350100
<b>10 PACK FG</b>		

**SURGICAL LENGTH FINISHING**



7902SL	7104SL	7106SL	7108SL
350116	350114	350022	350115
<b>10 PACK 12 BLADE</b>			

**LONG FLAME**



48L-010	48L-012
350175	350176
<b>10 PACK 12 BLADE</b>	

**SAFE END SERIES**



SE3	SE4	SE6	SE8	SE9
350102	350103	350104	350105	350106
<b>10 PACK 10 BLADE</b>				
<b>10 PACK 20 BLADE</b>				
350107	350108	350109	350110	350111

# Save 3 to 5 Minutes On Sectioning 3rd Molars with the Most Efficient Oral Surgery Burs

- Packaged pre-sterile to save pre-operative time and for patient safety
- Unique blade geometry eliminates clogging and delivers faster cutting with more effective bone and tooth removal discharge
- Compatible with all popular hand pieces



(SOLD IN 5 PACKS)

## ORAL SURGERY BUR SHAPE SELECTION



Round	NON-STERILE Shank #1		STERILE Shank #1		STERILE Shank #2		STERILE Shank #3		STERILE Shank #4		STERILE Shank #5		STERILE Shank #6	
	Size	Head Dia.	SSW#	SSW#	SSW#	SSW#	SSW#	STRYKER#	SSW#	STRYKER#	SSW#	STRYKER#	SSW#	STRYKER#
1	1.0		310047											
2	1.2		310048											
4	1.4		310050											
6	1.8		310052	310290	310249	310260	310268	2296-100-418	310278	2296-101-418	310240	277-10-418		
8	2.3		310054	310289	310250	310261	310269	2296-100-423	310279	2296-101-423	310241	277-10-423		
10	2.7		310055	310291										








Cross Cut Fissure	Shank #1		Shank #2		Shank #3		Shank #4		Shank #5		Shank #6	
	Size	Head Dia.	SSW#	SSW#	SSW#	SSW#	STRYKER#	SSW#	STRYKER#	SSW#	STRYKER#	
557	1.0		310066									
558	1.2		310067									
560	1.6		310071				310270				310242	
1557	1.0		310081									
1558	1.2		310082									
700	1.2		310073									
701	1.2		310074	310292	310251		310271	2296-100-212	310280			
701L	1.2		310085									
702	1.6		310075	310293	310252	310262	310272	2296-100-216	310281	2296-101-216	310243	277-10-216
702L	1.6		310076		310253		310273	2296-100-316	310282	2296-101-316	310244	
1702	1.6		310088		310258		310266		310287			
1702L	1.6		310089		310259		310267		310288			
703	2.1		310077	310294	310254	310263	310274	2296-100-221	310283	2296-101-221	310245	277-10-221
703L	2.1		310078		310255	310264	310275	2296-100-321	310284	2296-101-321	310246	
1703	2.1		310086	310295	310256	310265	310276		310285		310247	
1703L	2.1		310087	310296	310257		310277	2296-100-421	310286	2296-101-421	310248	






## Surgical Length Non-Sterile Burs

(SOLD IN 10 PACKS)






### Surgical Bur (SL) Shank Length - Round

	SIZE	HEAD DIA.	SLRA	SLFG
	1	1.0		350000
	2	1.2	350023	350001
	4	1.4	350024	350002
	6	1.8	350025	350003
	8	2.3	350026	350004




### Surgical Bur (SL) Shank Length - Cross Cut

	SIZE	HEAD DIA.	SLRA	SLFG
	701	1.2		350010
	702	1.6	350030	350011
	703	2.1	350031	350012
	1702	1.6	350032	350013
	1703	2.1	350033	350014

### Surgical Bur (SL) Shank Length - Cross Cut

	SIZE	HEAD DIA.	SLRA	SLFG
	557	1.0	350027	350005
	558	1.2	350028	350006
	1557	1.0	350029	350007
	1558	1.2		350008
	700	1.0		350009

### Zekrya Bur

	SIZE	LENGTH	SLFG	
	151-Z	23mm	350169	10 Pack
			330322	30 Pack
	151L-Z	28mm	350170	10 Pack
			330323	30 Pack

Hall® is a registered trademark of Zimmer, Inc. • Stryker® is a registered trademark of Stryker Corporation • MicroAire® is a registered trademark of MicroAire Surgical Instruments, Inc.

## Third Molar Extractions

### Reduced Clogging

SS White®'s unique blade geometry allows for more effective bone and tooth removal discharge creating a more efficient instrument

### More Efficient Cutting

Faster cutting by design, SS White® Oral Surgery Burs save time for all surgical procedures

### Reduced Bur Breakage

Internal testing shows that SS White® burs consistently outperform all competitive burs in neck strength, significantly reducing bur breakage

### Packaged Sterile

For your convenience and safety, SS White® Oral Surgery burs shank #1-6\* come in a single sterile package

## Surgical Bur (SL) Shank Length

Friction Grip Surgical Length



Right Angle Surgical Length



## Oral Surgery Bur Shank Length #1-6

### Shank #1 - 44.5mm

Fits Hall® & Most Standard Hand Pieces for Medium Bur Guard



### Shank #2 - 51mm

Fits Hall® & MicroAire® Hand Pieces with Medium Bur Guard



### Shank #3 - 65mm

Fits Hall® & MicroAire® Hand Pieces with Long Bur Guard



### Shank #4 - 44.5mm

Fits Stryker® 100K & Impaction Handpiece



### Shank #5 - 59mm

Fits Stryker® 100K & Impaction Handpiece



### Shank #6 - 44.5mm

Fits Stryker® 50K & Osteotome Drill J-Notch



# CARBIDE Burs

## INSTRUCTIONS FOR USE

### CARBIDE Burs

Carbide Burs are available in Sterile and Non-Sterile models under various trade names with numerous head diameters and working lengths. The devices are reusable and are sterilized using steam sterilization in a gravity or prevacuum cycle.

### Description

The Dental Bur family includes Clinical Carbides and Laboratory Carbides. A CARBIDE dental bur is a rotary cutting device made of stainless steel, the working end of which is made from tungsten carbide, and which is designed to fit into a dental handpiece. Alternatively, the device may be constructed wholly from tungsten carbide. CARBIDE Burs are reusable devices.

### Intended Use

CARBIDE Burs fit into a dental handpiece, which provides the rotation, allowing the user to cut hard structures in the mouth, e.g., teeth or bone. CARBIDE Burs can also be used to cut hard metals, plastics, porcelains and similar materials.

### Warnings and Precautions

Warning: Attention should be paid to the speed of work (RPM)

- Always refer to the product packaging for the Maximum RPM
- Operating a bur with too high of an RPM may generate undesirable heat
- Operating a bur with too high of an RPM may cause the bur to fail
- CARBIDE Burs must be thoroughly cleaned and steam sterilized prior to the first use and each subsequent reuse
- CARBIDE Burs labeled "Sterile" require no further action prior to first use but must be thoroughly cleaned and steam sterilized prior to each subsequent reuse
- If the packaging for "Sterile" labeled devices is opened or damaged, the device must be thoroughly cleaned and steam sterilized prior to use and each subsequent reuse
- Do not use chemical or dry heat to sterilize CARBIDE Burs, as these processes have not been validated for use
- Do not use worn-out or dull burs
- Do not apply excessive pressure on the bur as this could cause undesirable heat or may cause the bur to fail
- Avoid removing the bur at too sharp an angle to avoid leverage and breakage
- Carefully read package labels to ensure use of the appropriate device
- Ensure the bur is fully seated and securely gripped in the handpiece collet prior to use
- Move the bur continuously when in use to avoid localized heating and/or damage to the bur
- Maintain handpieces in good working condition to ensure maximum effectiveness of the device
- Use a rubber dental dam while using CARBIDE Burs to avoid possible aspiration or swallowing
- Always wear gloves when handling contaminated instruments
- Eye protection must be worn to protect against eject particles
- Surgical masks must be worn to avoid inhalation of any aerosol or dust generated
- Bur Blocks used to hold the devices for storage and steam sterilization are not intended to maintain sterility of the device



## General Instructions

1. The device is to be used on the instruction of, or by a dentist or other licensed practitioner.
2. Clean and sterilize non-sterile burs in accordance with the validated procedures provided below prior to first use and prior to each reuse.
3. Do not force bur into the handpiece. In case of difficult access, check both handpiece turbine and bur and refer to handpiece instructions for troubleshooting.

## Cleaning and Sterilization Instructions

### Scope

These instructions are applicable to all Carbide Dental Burs. They are applicable before initial use and after each subsequent use. Carbide Burs are provided mechanically clean, but are not sterile (unless labeled "STERILE"). Therefore, Carbide Burs should be sterilized before first use.

### Warnings

1. Cleaning agents with chlorine or chloride as the active ingredient are corrosive to stainless steel and must not be used. Cleaning agents with neutral pH are recommended.
2. Do not use Cold Sterilizing Methods for the sterilization of Carbide Burs. These agents often contain strong oxidizing chemicals that may dull or weaken Carbide Burs.

## Reprocessing Limitations

The end of life is determined by wear and damage in use. Carbide Burs should be inspected for defects (i.e. broken tips, broken sections on flutes, etc.) during the cleaning process.

## Point of Use

Delay in reprocessing must be kept to a minimum to avoid contaminants drying thereby making cleaning more difficult.

## Containment/ Transportation

Carbide Burs can be transported wet or dry and should be protected from damage. If transported wet there is an increased chance of staining or corrosion. Prolonged storage in disinfectant solutions may result in degradation of the product and must be avoided.

## Manual Cleaning Procedure

If hand cleaning is the only available option, Carbide Burs should be cleaned in a sink reserved for cleaning instruments. Rinse the Carbide Bur (and dedicated instrument block, if applicable) under cool running water for at least one (1) minute.

Prepare a fresh bath of neutral-pH cleaning solution. Follow the agent's manufacturer's instructions. Immerse the Carbide Bur (and instrument block) and soak for at least ten (10) minutes.

After soaking, and keeping it immersed, brush thoroughly away from the body using the neutral cleaning agent for at least one (1) minute. Care should be taken to avoid spreading contaminants by spraying or splashing during the brushing process. Use wire brushes with caution as brass particles may result in galvanic corrosion and steel particles may cause discoloration of stainless steel.

Special care should be taken to clean crevices and other hard-to-reach areas thoroughly. Visually inspect to confirm the removal of debris. Repeat the cycle if needed.

Thoroughly rinse the Carbide Bur (and instrument block) under running warm water for at least one (1) minute and until visibly clean.

Dry the device using a non-shedding wipe or clean compressed air.

## Ultrasonic Cleaning Procedure

Prepare a fresh pH-neutral cleaning solution; place the Carbide Bur in the dedicated instrument block (if applicable) and then place in a sonication unit. Follow the agent manufacturers' instructions for correct concentration, exposure time, temperature, and water quality. Completely submerge the device in the cleaning solution and sonicate for at least fifteen (15) minutes.

Perform a final thorough rinse of the device and instrument block (if applicable) under running warm tap water for at least (1) minute.

Visually inspect to confirm the removal of debris. Repeat the cycle if needed. Dry the device using a non-shedding wipe or clean compressed air.

## Inspection Testing

1. Carefully inspect each device to ensure that all debris has been removed.
2. Visually inspect the device for damage/ wear that would prevent proper operation.
  - a. Do not use if the tip is broken.
  - b. Do not use if there is a broken section of a flute.
  - c. Do not use if there is evidence of corrosion.

## Packaging

Singly: Pack the Carbide Bur in pouches validated for sterilization In Sets: Place the Carbide Bur in the dedicated instrument block.

### Sterilization

Use the following cycle for steam sterilization

Cycle Type	Minimum Sterilization Exposure Time (minutes)	Minimum Sterilization Exposure Temperature	Minimum Dry Time (minutes)
Gravity	10	135°C (275°F)	30
Pre-Vacuum (4 Pulses)	3	134°C (273°F)	30

Ensure that the sterilizer manufacturer's maximum load is not exceeded.

**Storage** The Carbide Bur should be stored in the sterilization pouch (or instrument block) until required.

## Additional Information

These processes have been validated as being capable of preparing Carbide Burs for reuse. Any deviation from these instructions should be properly validated for effectiveness and potential adverse results.

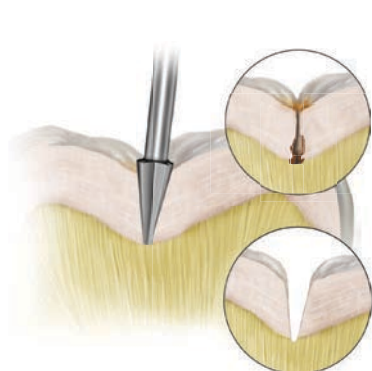


# Save 33 Hours of Chair Time Per Year with Early Diagnosis of Hidden Caries

The Fissurotomy® Bur patented design allows for the conservative exploration of fissures. Fissurotomy Burs can add up to 12 years of life to the restoration and are often completed without the use of anesthesia. You can now explore and restore in as little as 3-5 minutes!

## FISSUROTOMY® CONSERVATIVE PREPARATION & EXPLORATION BURS

10 PACKS AND BULK ROLLS OF 25




ORIGINAL



**Fissurotomy® Original**

	<b>ITEM#</b>
FG (5 PK)	310215
FGSS (5 PK)	310216
BULK (50 PK)	300061
BULK SS (50 PK)	300062
Head Length (mm)	2.5
Max Head Diameter (mm)	1.1




NARROW TAPER  
FISSURE



**Fissurotomy® NTF**

	<b>ITEM#</b>
FG (5 PK)	310218
FGSS (5 PK)	310220
BULK (50 PK)	300064
Head Length (mm)	2.5
Max Head Diameter (mm)	0.7




SHALLOW TAPER  
FISSURE



**Fissurotomy® STF**

	<b>ITEM#</b>
FG (5 PK)	310217
FGSS (5 PK)	310219
BULK (50 PK)	300063
Head Length (mm)	1.5
Max Head Diameter (mm)	0.8



## Diagnostic & Finishing Bur Kit



**All-In-One Kit**  
Designed for the efficient diagnosis of suspect fissures and the finishing of the cavity preparation.  
**Kit Reorder No. 18007**

**Kit Contents:**  
3-Original Fissurotomy® Burs  
3-Fissurotomy® Micro NTF Burs  
3-Fissurotomy® Micro STF Burs  
1-Finishing Bur® #7901  
1-Finishing Bur® #7406  
1-Autoclavable Bur Block

The Fissurotomy Bur:

- Tip of bur is smaller and more conservative than 1/4 round.
- Fine carbide tip will not strip quickly like thin diamonds.
- Virtually pain free to the DEJ and in most cases no anesthesia is needed.
- Ideal cavity preparation form for a flowable composite.
- Cleaner, more controlled and less costly than air abrasion.

### CRA Product Review:

- 100% of CRA Evaluators rated Fissurotomy® Bur excellent or good and worthy of trial by colleagues<sup>1</sup>
- Bur design produces very conservative occlusal preps<sup>1</sup>
- Anesthetic often not required<sup>1</sup>

Source: 1. CRA Newsletter, Volume 25, Issue 7, July 2001, Page 4

*Fissurotomy Instruments are essential when removing decay in deep lesions because they preserve the healthy dentin. This reduces post-operative sensitivity and avoids unnecessary root canal procedures."*

*- Howard S. Glazer, DDS*

# The Only Rotary Cutting Instruments That Discriminate Between Healthy and Carious Zones of Dentin

A clinical study conducted at NYU College of Dentistry showed that 84% of patients preferred use of a SmartBurs® II instrument compared to use of a carbide bur with no local anesthetic for future dental treatment.\*



SmartBurs® II  
RA # 4  
ITEM # 52000  
10 PK

Head Diameter (mm) 1.4



SmartBurs® II  
RA # 6  
ITEM # 52001  
10 PK

Head Diameter (mm) 1.8



SmartBurs® II  
RA # 8  
ITEM # 52002  
10 PK

Head Diameter (mm) 2.3



SmartBurs® II Combo  
5 each of RA #4; 10  
each of RA #6, RA #8)  
ITEM # 52003  
25 PK

SmartBurs® II Instruments are made for use at standard slow handpiece speeds of 5,000 to 10,000 rpm.

## You and Your Patients Will Appreciate The SmartBurs® II Difference

The NYU patient study showed that there was no postoperative hypersensitivity in either Class I or V procedures conducted on 40 patients.\*



SmartBurs® II Instruments conserve remaining healthy dentin to avoid inadvertent pulp exposure.



SmartBurs® II Instruments do not traumatize healthy dentinal tubules, thereby reducing post operative sensitivity.



SmartBurs® II Instruments do no harm to healthy dentinal tubules so patients may experience a more comfortable caries removal procedure without anesthesia.

*"SmartBurs® II provides a conservative endpoint during excavation of infected carious dentin. Underlying and potentially protective caries affected dentin is thus preserved. SmartBurs® II relies on dentin hardness to provide a scientifically-based endpoint, and not staining, which can be variable or absent, and not a true indicator of remaining carious dentin. "*

*-- Daniel W. Boston, DMD*

*Associate Dean for Clinical Comprehensive Care, Temple University Kornberg School of Dentistry*

## Instructions for Use

Risk if re-used - If product is used properly, after initial use, cutting ability will be compromised.

Please remember that the single-use SS White Smartburs® Instrument is especially designed to remove only decayed material after you have created access using another instrument. The patented SS White Smartburs® II Instrument is designed not to cut or remove enamel, composite, amalgam or healthy dentin. The instrument dulls when it comes in contact with these harder substances. As a result it is designed to conserve healthy tooth structure and protect against unintentional pulp exposures.

## Important Steps When Using Smartburs® II Instruments

- 1)** Create direct access to decay using appropriate carbide burs; then switch to a SS White Smartburs® II Instrument to excavate carious dentin.
- 2)** Use your SS White Smartburs® II Instrument with your existing latch slow-speed handpiece. Use your slow-speed handpiece at 5,000 to 10,000 RPM to remove decayed dentin. Note: Using the Smartburs® II at the lower end of this range (5,000) will extend the service life of the instrument
- 3)** Begin decay removal with a circular, light brush stroke. Start in the center and top of the carious lesion, working your way to the periphery. Return to the center and proceed down into the decay after top layers are removed, taking care to reduce contact with the axial walls.
- 4)** When the SS White Smartburs® II Instrument contacts healthy dentin, you will tactilely sense a vibration, as the instrument is unable to cut healthy tissue.  
Note: Prolonged contact with enamel or restorations will rapidly degrade the SS White Smartburs® II Instrument's working end.
- 5)** After repeated contact with healthy tissue, the polymer edges of the SS White Smartburs® II Instrument will roll and become deformed. You will feel tactile smoothness when the instrument is spent.
- 6)** Verify caries removal with an explorer and/or caries dye\*. If needed, use a fresh SS White Smartburs® II Instrument to remove any remaining decay and verify caries removal again.
- 7)** When decay is completely removed, fill the cavity with a restorative of your choice. Dispose of the used SS White SmartBurs® II Instrument.

\*Caries dyes may be useful in assessing dentin decay removal. In general, brightly red stained dentin is highly softened and highly infected, and indicated for removal. Lighter pink staining dentin may be affected or healthy tissue and should be inspected with an explorer to assess the need for removal.

## Assessing Caries Removal

Natural dentin staining within a carious lesion (tan, brown, black) may be healthy or caries affected dentin that does not need to be removed. Using your explorer in dentin is a generally accepted method to verify caries removal. When working in deep carious lesions it is often difficult to detect the amount of remaining healthy dentin adjacent to the pulp and the risk of pulp exposure becomes a concern. SS White Smartburs® II instruments can help you protect against unintentional pulp exposure.

## Reorder Information

Description	Size	Order No.	Unit of Sale
SmartBurs® II	RA #4	52000	Pkg. of 10
SmartBurs® II	RA #6	52001	Pkg. of 10
SmartBurs® II	RA #8	52002	Pkg. of 10
SmartBurs® II Combo Pack	RA #4	52003	Pkg. of 25
	RA #6		5 Each RA #4
	RA #8		10 Each RA #6 10 Each RA #8

## Warnings

SS White Smartburs® II Instruments may not be appropriate for all patients under all circumstances, so professional judgment and discretion should be exercised at all times. SS White Smartburs® II Instruments should be used only by licensed dental professionals with appropriate levels of clinical experience and training. Caution and care should be utilized at all times. Treatment options and techniques outlined in this insert are suggestions may experience discomfort if anesthesia is not administered prior to treatment or if only and may not be appropriate for all patients. Some patients excess levels of force are applied during treatment. Vibration and other side effects may be reported by some patients and treatment results may vary. Dentists must apply appropriate levels of force when using SS White Smartburs® II Excessive force can cause premature wear and tear to the instruments. Use your professional judgment.

## Disclaimer of Warranties

SS White Smartburs® II Instruments are provided without warranties of any kind, as-is and with all faults, SS White Burs, Inc., its agents, affiliates and representatives ("SS White"), hereby disclaim all warranties, express or implied, regarding SS White Smartburs® II Instruments, including, without limitation, warranties of merchantability, non-infringement and fitness for a particular purpose.

## Limitation of Liability

SS White disclaims all liability and damages of any kind resulting from intentional or negligent conduct or otherwise that arise out of the use or misuse of any SS White instruments or these instructions. 1. U.S. Patent Nos. 6,106,291 and 6,347,941

# Create Faster, More Beautiful, Polishes with Jazz® Polishers

Eliminate Up To 3 Steps When Finishing and Polishing Composite Restorations:

- 10-blade Safe End or 12-blade finishing burs: Efficiently trim and contour composites
- 20-blade Safe End or 20-blade finishing burs: Place anatomical features, reduce high points and pre-polish
- Jazz® Supreme One-Step Polishers: Eliminate 3 step polisher system and still get beautiful, high shine

## For Porcelain, Metal and CAD/CAM Restorations



Silicon carbide particles embedded in a specially formulated silicone matrix to achieve a high gloss finish. 2-step system smoothes and polishes quickly. Compatible with all porcelain CAD/CAM and metal restorations which eliminates the need for multiple polishing systems. Single-patient-use system saves sterilization cost and time. Shanks are made of high performance polymer.

**20 PK - RA Latch Type**



Diamonds impregnated to achieve brilliant results on porcelain, metal restorations and CAD/CAM restorations. A specially formulated rubber matrix allows for an excellent polish with minimal pressure. Compatible with all porcelain, metal, and CAD/CAM restorations which eliminates the need for multiple polishing systems. Re-usable for multi-patient use. Shanks are made of stainless steel.


**3 PK - RA Latch Type**



1. Use the coarse grit polisher for reducing and trimming



2. Follow with the medium grit polisher for smoothing



3. Finish with the fine grit polisher to achieve a high luster

**Jazz® P3S Polishers contain a synthetic rubber, diamond grain in various sizes and pigments (mainly Titanium Dioxide).**

**Jazz® P2S Polishers contain a silicone matrix infused with silicon carbide particles in various sizes and pigments (mainly Titanium Dioxide).**

# For Composites

*When only the highest shine will do:*



Flame  
Item #89031



Cup  
Item #89033



Knife Edge  
Item #89032



Small Flame  
Item #89034

Breakthrough technology produces the highest shine possible.

Single-step system saves time.

Compatible with all direct esthetic materials which eliminates the need for multiple polishing systems.

Re-usable for multiple-patient-use.

Shanks are made of stainless steel and are surfaced-refined with gold flashing.

**3 PK - RA Latch Type**

*When you need one polishing system for all composite materials:*



Medium Flame  
Item #89022



Medium Cup  
Item #89024



Medium Knife Edge  
Item #89023



Medium Small Flame  
Item #89025

Diamond impregnated to achieve a high luster on all direct esthetic materials.

Compatible with all direct esthetic materials which eliminates the need for multiple polishing systems.

Re-usable for multiple-patient-use.

Shanks are made of stainless steel.

**3 PK - RA Latch Type**



Fine Flame  
Item #89026



Fine Cup  
Item #89028



Fine Knife Edge  
Item #89027



Fine Small Flame  
Item #89029

*When you need to save time without compromising quality:*



Flame  
Item #89036



Cup  
Item #89037



Knife Edge  
Item #89038

Diamond impregnated to achieve a high gloss on all direct esthetic materials.

Compatible with all direct esthetic materials which eliminates the need for multiple polishing systems.

Single-patient-use system saves sterilization cost and time.

Shanks are made of high performance polymer.

**20 PK - RA Latch Type**

# For Zirconia

*When you need one polishing system for Zirconia:*



A specially formulated polisher for full contour zirconia restorations.

High diamond grit for more efficiency and durability.

Achieve a high gloss and eliminate the need for glazing.

**3 PK**

1. Use the medium grit polisher for reducing and smoothing



2. Finish with the fine grit polisher to achieve a high luster



# For Polishing

*When you need one polishing system for all CAD/CAM, porcelain, metal and composite materials:*



Impregnated brushes for polishing CAD/CAM, porcelain, composites and metals.

Produces glossy surfaces after minimal processing time.


Low heat generation with minimal polishing paste required.

**3 PK - RA Latch Type**

Diamond Impregnated



Silicon Carbide Impregnated



# Interproximal Diamond Finishing Strips

## Perforated finishing strips



Flexible silicon carbide coated metal strips for manual surface adjustments.

Perforation removes the cut material cleanly.

Strips are specially designed for easier interproximal application.

● Coarse ● Medium ● Fine




Jazz Pro Finishing Strip PMCE3S Coarse - Item #89127 - 3PK

Dimensions (mm): 4 x 150



Jazz Pro Finishing Strip PMCE3S Coarse - Item #89130 - 3PK

Dimensions (mm): 2.5 x 150




Jazz Pro Finishing Strip PMCE3S Medium - Item #89128 - 3PK

Dimensions (mm): 4 x 150



Jazz Pro Finishing Strip PMCE3S Medium - Item #89131 - 3PK

Dimensions (mm): 2.5 x 150



Jazz Pro Finishing Strip PMCE3S Fine - Item #89129 - 3PK

Dimensions (mm): 4 x 150



Jazz Pro Finishing Strip PMCE3S Fine - Item #89132 - 3PK

Dimensions (mm): 2.5 x 150

## For Denture and Ortho Acrylics

### 3 Steps to adjust, smooth and polish dentures and acrylics:



Chairside denture adjustments and polishing.

Silicon carbide abrasive polishers with various grits for different areas of application.

Achieve brilliant results for smoothing, pre-polishing and polishing.



Jazz Denture A3S  
Coarse Large Flame  
Item #89165  
6 PK HP Shank



Jazz Denture A3S  
Medium Large Flame  
Item #89166  
6 PK HP Shank



Jazz Denture A3S  
Fine Large Flame  
Item #89167  
6 PK HP Shank



# Kits and Assortment Packs



4 Pc. Kit in Autoclavable Bur Block  
Item #89035

- Kit Includes (1 of each):**  
 #89031 Universal Flame  
 #89032 Universal Knife Edge  
 #89033 Universal Cup  
 #89034 Universal Small Flame



12 Pc. Assortment Pack  
Item #89021

- Assortment Pack Includes (3 of each):**  
 #89018 Medium Cup  
 #89017 Medium Flame  
 #89020 Fine Cup  
 #89019 Fine Flame



8 Pc. Kit in Autoclavable Bur Block  
Item #89030

- Kit Includes (1 of each):**  
 #89022 Medium Flame  
 #89023 Medium Knife Edge  
 #89024 Medium Cup  
 #89025 Medium Small Flame  
 #89026 Fine Flame  
 #89027 Fine Knife Edge  
 #89028 Fine Cup  
 #89029 Fine Small Cup



12 Pc. Kit in Autoclavable Bur Block  
Item #89016

- Kit Includes (1 of each):**  
 #89004 Coarse Flame  
 #89005 Coarse Cup  
 #89006 Coarse Knife Edge  
 #89007 Coarse Small Flame  
 #89008 Medium Flame  
 #89009 Medium Cup  
 #89010 Medium Knife Edge  
 #89011 Medium Small Flame  
 #89012 Fine Flame  
 #89013 Fine Cup  
 #89014 Fine Knife Edge  
 #89015 Fine Small Edge



12 Pc. Assortment Pack  
Item #89039

- Assortment Pack Includes (4 of each):**  
 #89037 Universal Cup  
 #89038 Universal Knife Edge  
 #89036 Universal Flame



Complete Composite Finishing & Polishing Kit  
Item #18220

- Kit Includes (1 of each):**  
**Safe End Series**

- SE3-10
- SE3-20
- SE6-10
- SE6-20
- SE9-10
- SE9-20

**Trimming and Finishing**

- FG 7379
- FG 8379
- FG 7274
- FG 8274

- Jazz® Polishers**  
 Jazz® Supreme Cup  
 Jazz® Supreme Large Flame



# JAZZ® POLISHERS

## INSTRUCTIONS FOR USE

Use your SS White Jazz Instrument with your latch slow-speed handpiece at the recommended RPM below.



1-step diamond polishing system for smoothing and polishing dental composites to the ultimate shine.

**Indications:** Ultimate single-step polishing of all composite restorations.

**Directions for use:** Trim and smooth restoration with diamond or carbide finishing bur to maximum smoothness.

- 1) Polish with Jazz Supreme beginning with firm pressure and higher speed. Maximum rpm: 15,000. Wipe restoration with cotton. Continue polishing with reduced pressure and speed with light touch to create desired shine.
- 2) For best results, polish wet.

**Composition:** All Supreme polishers contain a synthetic rubber matrix infused with diamond particles in various sizes and pigments (mainly Titanium Dioxide). The shanks are made of stainless steel and are surface refined with gold flashing.



2-step diamond polishing system for smoothing and polishing dental composites to a high-luster.

**Indications:** High-luster polishing of all composite restorations.

**Directions for use:**

- 1) Reduce and smooth with medium grit (pink) polisher.
- 2) Finish to high-luster with fine grit (white) polisher.

**IMPORTANT:** Clean restoration surface with gauze between polishing steps to remove polish residues. Polish wet at 8,000 rpm. Maximum rpm: 15,000.

**Composition:** All C2S polishers contain a synthetic rubber matrix infused with diamond particles in various sizes and pigments (mainly Titanium Dioxide). The shanks are made of stainless steel.



1-step diamond polishing system for smoothing and polishing dental composites to a high-gloss.

**Indications:** High-gloss single-step polishing of all composite restorations.

**Directions for use:**

- 1) Polish finished restoration until desired shine is achieved. Polish wet at 8,000 rpm. Maximum rpm: 15,000.

**Disposable tool NOT for Reuse.**

**Composition:** All C1S polishers contain a synthetic rubber matrix infused with diamond particles in various sizes and pigments (mainly Titanium Dioxide). The shanks are made of high performance polymer.



3-step polishing system for smoothing and polishing dental porcelain and metals to a high-luster.

**Indications:** High-luster polishing of all porcelain & metal restorations.

**Directions for use:**

- 1) Reduce and trim with coarse grit (green) polisher.
- 2) Smooth with medium grit (pink) polisher.
- 3) Finish to high-luster with fine grit (white) polisher. Polish wet or dry at 8,000 rpm. Maximum rpm: 15,000.

**Composition:** All P3S polishers contain synthetic rubber, diamond grain in various sizes and pigments (mainly Titanium Dioxide). The shanks are made of stainless steel.



2-step polishing system for smoothing and polishing dental porcelain and metals to a high-gloss.

**Indications:** High-gloss polishing of all porcelain & metal restorations.

**Directions for use:**

- 1) Reduce and smooth with medium grit (pink) polisher.
- 2) Finish to final gloss with fine grit (yellow) polisher. Polish wet or dry at 8,000 rpm. Maximum rpm: 15,000.

**Disposable tool NOT for Reuse.**

**Composition:** All P2S polishers contain a silicone matrix infused with silicon carbide particles in various sizes and pigments (mainly Titanium Dioxide). The shanks are made of high quality polymer.

**Warnings:** The product should not be used if a patient is known to be allergic to any of the ingredients of the polishing instruments. Avoid inhaling grinding dust. Do not exceed maximum rotary speed.

**Storage:** Storage temperature 2-28°C/36-82°F. Do not expose to direct sunlight. Keep out of the reach of children! For use in dentistry only!

**Cleaning Instructions:**

- 1) Clean burs of visible debris. Automatic washing is preferable.
- 2) Autoclave on a short cycle at a temperature of less than 130°C.



# Increased Performance and Durability with Zirconium Nitride Coated Lab Cutters

- 10X increased durability and longevity with extremely hard cutting surface of 2,800 Vickers
- Abrasion resistance reduces surface heat and vibration for a cooler, more consistent surface finish
- Comprehensive selection of shapes, sizes and grits, manufactured with tungsten carbide heads and stainless steel shanks

(SOLD IN PACKS OF 1 EACH)

## SGE SERIES™


Model Plaster  
BULK REDUCTION ON  
WET PLASTER  
Soft Reline - REMOVAL



Shank	ISO Shape	200	201
SSW Item Number		GW79-050SGE-4	GW79-070SGE-4
ISO Grit		223	223
Head Dia		050	070
Head Length mm		13	14
Color Band			
Max Speed		30K	20K
Brasseler Number		H79SGE.11.050	H79SGE.11.070
Edenta Number		-	-

## GE SERIES™


Model Plaster - BULK MATERIAL REDUCTION OF PLASTER  
Acrylic - BULK REDUCTION  
Non-Precious Alloy - BULK REDUCTION



Shank	ISO Shape	143	200	200	200	200	201
SSW Item Number		GW72-060GE-4	GW79-045GE-4	GW79-050GE-4	GW351-060GE-4	GW351-070GE-4	GW79-060GE-4
ISO Grit		220	220	220	220	220	220
Head Dia		060	045	050	060	070	060
Head Length mm		13	13	13	13	13	14
Color Band							
Max Speed		20K	30K	30K	20K	20K	20K
Brasseler Number		-	-	H79GE.11.050	H351GE.11.060	H351GE.11.070	-
Edenta Number		5850.060HP	5650.045HP	-	5250.060HP	6050.070HP	5550.060HP
Dedeco Number		-	-	-	6351GE-060	-	-

## E SERIES™

Chrome Cobalt - TRIMMING PARTIAL DENTURE FRAMEWORK  
Hard Acrylic - TRIMMING DENTURES, TRAYS, TEMPORARY RESTORATIONS  
Metal Alloy - TRIMMING CROWN AND BRIDGE METAL SUBSTRUCTURES  
Composite - TRIMMING TEMPORARY APPLIANCE AND RESTORATIONS  
Plaster & Stone - TRIMMING MODELS & DIES



Shank	ISO Shape	201	237	257	275
SSW Item Number		GW79-070GE-4	GW77-060GE-4	GW78-060GE-4	GW251-060GE-4
ISO Grit		220	220	220	220
Head Dia		070	060	060	060
Head Length mm		14	11	12	14
Color Band					
Max Speed		20K	20K	20K	20K
Brasseler Number		H79GE.11.070	-	-	H251GE.11.060
Edenta Number		-	5150.060HP	5350.060HP	5450.060HP
Dedeco Number		-	-	-	6251GE-060


Shank	ISO Shape	001	001	001	001	001
SSW Item Number		GW71-014E-4	GW71-023E-4	GW71-027E-4	GW71-031E-4	GW71-040E-4
ISO Grit		190	190	190	190	190
Head Dia		014	023	027	031	040
L mm		1.25	2.1	2.5	2.6	3.5
Color Band						
Max Speed		40K	40K	40K	30K	30K
Brasseler Number		H71E.11.014	H71E.11.023	H71E.11.027	H71E.11.031	H71E.11.040
Edenta Number		-	7110.023HP	7110.027HP	7110.031HP	7110.040HP
Dedeco Number		-	G071E-023	G071E-027	-	G071E-040



Shank	ISO Shape	001	001	001	110	123	139	141	143	144	144	187
SSW Item Number		GW71-050E-4	GW71-060E-4	GW71-070E-4	GW296-040E-4	GW364-023E-4	GW129-014E-4	GW141-023E-4	GW72-060E-4	GW364-023RE-4	GW293-023E-4	GW257-023E-4
ISO Grit		190	190	190	190	190	190	190	190	190	190	190
Head Dia		050	060	070	040	023	014	023	060	023	023	023
L mm		4.5	5.5	6.5	6	15	4	8	13	15	15	15
Color Band												
Max Speed		30K	20K	20K	30K	40K	40K	40K	20K	40K	40K	40K
Brasseler Number		H71E.11.050	H71E.11.060	H71E.11.070	H296E.11.040	H364E.11.023	H129E.11.014	H141E.11.023	H72E.11.060	H364RE.10.023	H293E.11.023	-
Edenta Number		7110.050HP	7110.060HP	-	-	0310.023HP	-	-	5810.060HP	0210.023HP	-	0610.023HP
Dedeco Number		G071E-050	-	-	-	-	-	-	G072E-060	-	-	-



Shank	ISO Shape	198	198	199	199	200	200	200	200	200	201
SSW Item Number		GW138-023E-4	GW351-040E-4	GW261-023E-4	GW79-031E-4	GW79-040E-4	GW79-045E-4	GW79-050E-4	GW351-060E-4	GW351-070E-4	GW257-060E-4
ISO Grit		190	190	190	190	190	190	190	190	190	190
Head Dia		023	040	023	031	040	045	050	060	070	060
Head Length mm		8	8	11.5	11.5	13	13	13	13	13	14
Color Band											
Max Speed		440K	30K	40K	30K	30K	30K	30K	20K	20K	20K
Brasseler Number		H138E.11.023	H351E.11.040	H261E.11.023	-	H79E.11.040	-	H79E.11.050	H351E.11.060	H351E.11.070	H257RE.11.060
Edenta Number		0710.023HP	6210.040HP	0110.023HP	6410.031HP	5710.040HP	5610.045HP	-	5210.060HP	-	5910.060HP
Dedeco Number		-	6351E-040	6261E-023	6079E-031	6079E-040	6079E-045	-	6351E-060	-	6257RE-060




Shank	ISO Shape	201	225	225	225	237	237	237	237	257	257
SSW Item Number		GW79-060E-4	GW137-016E-4	GW137-023E-4	GW137-060E-4	GW77-023E-4	GW77-029E-4	GW77-040E-4	GW77-060E-4	GW78-023E-4	GW78-040E-4
ISO Grit		190	190	190	190	190	190	190	190	190	190
Head Dia		060	016	023	060	023	029	040	060	023	040
Head Length mm		14	4	5.5	8	5.5	5.5	9	11	6	9
Color Band											
Max Speed		20K	40K	40K	20K	40K	40K	30K	20K	40K	30K
Brasseler Number		-	H137E.11.016	-	H137E.11.060	H77E.11.023	H77E.11.029	H77E.11.040	H77E.11.060	H78E.11.023	-
Edenta Number		5510.060HP	0910.023HP	0910.023HP	-	7710.023HP	7710.029HP	-	7010.060HP	-	6110.040HP
Dedeco Number		6079E-060	-	6137E-023	-	-	6077E-029	-	60771E-060	-	6078E-040



Shank	ISO Shape	257	273	275	275	275	277	277	277	289	292
SSW Item Number		GW78-060E-4	GW251-040E-4	GW250-040E-4	GW251-060E-4	GW251-070E-4	GW73-023E-4	GW73-040E-4	GW73-060E-4	GW139-023E-4	GW295-023E-4
ISO Grit		190	190	190	190	190	190	190	190	190	190
Head Dia		060	040	040	060	070	023	040	060	023	023
Head Length mm		12	9	13	14	14	3.8	6	10	8	15
Color Band											
Max Speed		20K	30K	30K	20K	20K	40K	30K	20K	40K	40K
Brasseler Number		H78E.11.060	H251E.11.040	H250E.11.040	H251E.11.060	H251E.11.070	H73E.11.023	H73E.11.040	H73E.11.060	H139E.11.023	H295E.11.023
Edenta Number		5310.060HP	7210.040HP	-	5410.060HP	-	1810.023HP	-	6310.060HP	0810.023HP	0410.023HP
Dedeco Number		-	-	-	6251E-060L	-	-	-	-	-	6295E-023

**EF SERIES™** Chrome Cobalt - TRIMMING DENTURE FRAMEWORK  
 Hard Acrylic - TRIMMING DENTURES, TRAYS, TEMPORARY RESTORATIONS  
 Metal Alloy - TRIMMING CROWN AND BRIDGE METAL SUBSTRUCTURES  
 Composite - TRIMMING TEMPORARY APPLIANCE AND RESTORATIONS  
 Plaster & Stone - TRIMMING MODELS & DIES



Shank	ISO Shape	141	144	187	187	198	199	199	200	200	200
SSW Item Number		GW129-023EF-4	GW364-023REF-4	GW257-023EF-4	GW257-060EF-4	GW138-023EF-4	GW261-023EF-4	GW79-031EF-4	GW79-040EF-4	GW79-045EF-4	GW351-060EF-4
ISO Grit		140	140	140	140	140	140	140	140	140	140
Head Dia		023	023	023	060	023	023	031	040	045	060
Head Length mm		8	15	15	14	8	11.5	11.5	13	13	13
Color Band											
Max Speed		40K	40K	40K	20K	40K	40K	30K	30K	30K	20K
Brasseler Number		H129EF.11.023	H364R.11.023	H257EF.11.023	H257EF.11.060	H138EF.11.023	H261EF.11.023	-	H79EF.11.040	-	H351EF.11.060
Edenta Number		1720.023HP	0220.023HP	0620.023HP	-	0720.023HP	0120.023HP	6420.031HP	5720.040HP	5620.045HP	5220.060HP
Dedeco Number		-	-	6257EF-023	-	6138EF-023	6261EF-023	6261EF-023	6079EF-040	6079EF-045	6351EF-060

Shank	ISO Shape	201	237	237	257	275	277	289	292
SSW Item Number		GW79-060EF-4	GW77-023EF-4	GW77-029EF-4	GW78-060EF-4	GW251-060EF-4	GW73-023EF-4	GW139-023EF-4	GW295-023EF-4
ISO Grit		140	140	140	140	140	140	140	140
Head Dia		060	023	029	060	060	023	023	023
Head Length mm		14	5.5	5.5	12	14	3.8	8	15
Color Band									
Max Speed		20K	40K	40K	20K	20K	40K	40K	40K
Brasseler Number		-	H77EF.11.023	H77EF.11.029	H78EF.11.060	H251EF.11.060	H73EF.11.023	H139EF.11.023	H295EF.11.023
Edenta Number		5520.060HP	7720.023HP	7720.029HP	5320.060HP	5420.060HP	1820.023HP	0820.023HP	0420.023HP
Dedeco Number		6079EF-060	-	-	-	6251EF-060	-	-	6295EF-023


Left Handed  
**EFL SERIES™**  
Cross Cut

Left Handed  
**EL SERIES™**  
Cross Cut

**EUF SERIES™** High Noble Alloys - TRIMS WITHOUT FOLDING  
Gold Cast Restorations - TRIM AND ADJUST  
Cross Cut

Shank	ISO Shape	200	Shank	ISO Shape	199	200	292	Shank	ISO Shape	277	289
SSW Item Number		GW79-040EFL-4	SSW Item Number		GW261-023EL-4	GW79-040EL-4	GW295-023EL-4	SSW Item Number		GW73-014EUF-4	GW139-023EUF-4
ISO Grit		142	ISO Grit		192	192	192	ISO Grit		110	110
Head Dia		040	Head Dia		023	040	023	Head Dia		014	023
Head Length mm		13	L mm		11.5	13	15	L mm		2.9	8
Color Band			Color Band					Color Band			
Max Speed		30K	Max Speed		40K	30K	40K	Max Speed		40K	40K
Brasseler Number		H79EFL.11.040	Brasseler Number		H261EL.11.023	H79EL.11.040	H295EL.11.023	Brasseler Number		H73EUF.11.014	H139EUF.11.023
Edenta Number		-	Edenta Number		-	-	-	Edenta Number		-	-


**DF SERIES™** Precision Metal- Crowns and Bridges - FINISHING PRIOR TO VENEERING  
Non-Precious Metal - Crowns and Bridges - FINISHING PRIOR TO VENEERING  
Porcelain to Metal Margins - FINE ADJUSTMENTS  
Cross Cut



Shank	ISO Shape	141	198	199	200	219	289	292
SSW Item Number		GW129-023DF-4	GW138-023DF-4	GW261-023DF-4	GW79-040DF-4	GW136-016DF-4	GW139-023DF-4	GW295-023DF-4
ISO Grit		141	141	141	141	141	141	141
Head Dia		023	023	023	040	016	023	023
L mm		8	8	11.5	13	8	8	15
Color Band								
Max Speed		40K	40K	40K	30K	40K	40K	40K
Brasseler Number		H129DF.11.023	H138DF.11.023	H261DF.11.023	H79DF.11.040	H136DF.11.016	H139DF.11.023	H295DF.11.02
Edenta Number		-	-	-	-	-	-	-

**UM SERIES™** Precious Metal Castings - TRIM, CONTOUR AND FINISH  
Chrome Cobalt - ADJUST AND FINISH  
Cross Cut

Non-Precious Metal Casting - TRIM, CONTOUR AND FINISH  
Partial Denture Framework - TRIM AND CONTOUR




Shank	ISO Shape	141	198	200	200	237	273	275	275	277	289
SSW Item Number		GW129-023UM-4	GW138-023UM-4	GW79-040UM-4	GW351-060UM-4	GW77-023UM-4	GW251-040UM-4	GW250-040UM-4	GW251-060UM-4	GW73-014UM-4	GW139-023UM-4
ISO Grit		145	145	145	145	145	145	145	145	145	145
Head Dia		023	023	040	060	023	040	040	060	014	023
Head Length mm		8	8	13	13	5.5	9	13	14	2.9	8
Color Band											
Max Speed		40K	40K	30K	20K	40K	30K	30K	20K	40K	40K
Brasseler Number		H129UM.11.023	H138UM.11.023	H79UM.11.040	H351UM.11.060	H77UM.11.023	H251UM.11.040	H250UM.11.040	H251UM.11.060	H73UM.11.014	H139UM.11.023
Edenta Number		-	-	-	-	-	-	-	-	-	-

## UK SERIES™

Cross Cut

Ceramic Restorations - TRIM AND FINISH  
Composite Restorations - TRIM AND FINISH  
Acrylic Appliances - TRIM AND CONTOUR




Shank	ISO Shape	198	289
SSW Item Number		GW138-023UK-4	GW139-023UK-4
ISO Grit		144	144
Head Dia		023	023
Head Length mm		8	8
Color Band			
Max Speed		40K	40K
Brasseler Number		H138UK.11.023	H139UK.11.023
Edenta Number		-	-

## Q SERIES™

Cross Cut

Acrylic - ADJUST AND CONTOUR  
Titanium - LIGHT TRIMMING  
Plaster - TRIM



Shank	ISO Shape	200	200	272	275
SSW Item Number		GW79-040Q-4	GW351-060Q-4	GW390-016Q-4	GW251-060Q-4
ISO Grit		176	176	176	176
Head Dia		040	060	016	060
Head Length mm		13	13	3.5	14
Color Band					
Max Speed		30K	20K	40K	20K
Brasseler Number		H79Q.11.040	H351Q.11.060	H390Q.11.016	H251Q.11.060
Edenta Number		-	-	-	-

## FSQ SERIES™

Cross Cut

Titanium Implant Abutments - TRIM AND CONTOUR  
Soft Acrylic Denture Reline - TRIM  
Acrylic Appliances - TRIM




Shank	ISO Shape	141	200	201	275	289
SSW Item Number		GW129-023FSQ-4	GW79-040FSQ-4	GW79-070FSQ-4	GW251-060FSQ-4	GW139-023FSQ-4
ISO Grit		132	132	132	132	132
Head Dia		023	040	070	060	023
Head Length mm		8	13	14	14	8
Color Band						
Max Speed		40K	30K	20K	20K	40K
Brasseler Number		H129FSQ.11.023	H79FSQ.11.040	H79FSQ.11.070	H251FSQ.11.060	H139FSQ.11.023
Edenta Number		1727.023HP	6927.040HP	-	7227.060HP	0827.023HP

## GSQ SERIES™


Cross Cut

Soft Acrylic or Silicone Denture Reline - TRIM  
Non-Precious Alloy - BULK REDUCTION





Shank	ISO Shape	199	200	200	200	201	275
SSW Item Number		GW261-023GSQ-4	GW79-040GSQ-4	GW351-060GSQ-4	GW351-070GSQ-4	GW79-070GSQ-4	GW251-060GSQ-4
ISO Grit		172	172	172	172	172	172
Head Dia		023	040	060	070	070	060
Head Length mm		11.5	13	13	13	14	14
Color Band							
Max Speed		40K	30K	20K	20K	20K	20K
Brasseler Number		H261GSQ.11.023	H79GSQ.11.040	H351GSQ.11.060	-	H79GSQ.11.070	H251GSQ.11.060
Edenta Number		0175.023HP	-	5275.060HP	6075.070HP	-	7275.060HP
Dedeco Number		6261GSQ-023	-	-	-	-	6251GSQ-060

**G SERIES™** Plaster and Stone - TRIM  
Spiral Fluted Acrylic - TRIM



Shank	ISO Shape	143	143	200	200	200	200	201	201	237	257
SSW Item Number		GW72-060G-4	GW72-070G-4	GW79-045G-4	GW79-050G-4	GW351-060G-4	GW351-070G-4	GW79-060G-4	GW79-070G-4	GW77-060G-4	GW78-060G-4
ISO Grit		215	215	215	215	215	215	215	215	215	215
Head Dia		060	070	045	050	060	070	060	070	060	060
Head Length mm		13	13	13	13	13	13	14	14	11	12
Color Band											
Max Speed		20K	20K	30K	30K	20K	20K	20K	20K	20K	20K
Brasseler Number		H726.11.060	H726.11.070	-	H796.11.050	H3516.11.060	H3516.11.070	-	H796.11.070	H776.11.060	-
Edenta Number		5880.060HP	-	5680.045HP	-	5280.060HP	-	5580.060HP	-	-	5380.060HP

**M SERIES™** Plaster & Stone - TRIM  
Spiral Fluted Acrylic - BULK REDUCTION



Shank	ISO Shape	275	Shank	ISO Shape	001	001	001	143	187	199	199	199	200
SSW Item Number		GW251-060G-4	SSW Item Number		GW71-016M-4	GW71-040M-4	GW71-050M-4	GW72-060M-4	GW257-023M-4	GW261-023M-4	GW79-031M-4	GW79-040M-4	
ISO Grit		215	ISO Grit		175	175	175	175	175	175	175	175	
Head Dia		060	Head Dia		016	040	050	060	023	023	031	040	
Head Length mm		14	Head Length mm		1.4	3.5	4.5	13	15	11.5	11.5	13	
Color Band			Color Band										
Max Speed		20K	Max Speed		40K	30K	30K	20K	40K	40K	30K	30K	
Brasseler Number		-	Brasseler Number		H71.11.016	H71.11.040	H71.11.050	H72.11.060	H257.11.023	H261.11.023	-	H79.11.040	
Edenta Number		5480.060HP	Edenta Number		-	7170.040HP	7170.050HP	5870.060HP	-	-	6470.031HP	5770.040HP	



Shank	ISO Shape	200	200	200	200	201	201	201	237	257	257
SSW Item Number		GW79-045M-4	GW79-050M-4	GW351-060M-4	GW351-070M-4	GW257-060RM-4	GW79-060M-4	GW79-070M-4	GW77-060M-4	GW78-023M-4	GW78-060M-4
ISO Grit		175	175	175	175	175	175	175	175	175	175
Head Dia		045	050	060	070	060	060	070	060	023	060
Head Length mm		13	13	13	13	14	14	14	11	6	12
Color Band											
Max Speed		30K	30K	20K	20K	20K	20K	20K	20K	40K	20K
Brasseler Number		-	H79.11.050	H351.11.060	H351.11.070	H257R.11.060	-	H79.11.070	H77.11.060	H78.11.023	H78.11.060
Edenta Number		5670.045HP	-	5270.060HP	-	5970.060HP	5570.060HP	-	5170.060HP	-	5370.060HP



Shank	ISO Shape	275	275	277
SSW Item Number		GW251-060M-4	GW251-070M-4	GW73-060M-4
ISO Grit		175	175	175
Head Dia		060	070	060
Head Length mm		14	14	10
Color Band				
Max Speed		20K	20K	20K
Brasseler Number		251.11.060	H251.11.070	H73.11.060
Edenta Number		5470.060HP	-	6370.060HP



# LABORATORY METAL FINISHING BURS

## EXPRESS LINE

### LAB METAL FINISHING BURS

Express Line Lab Metal Finishing Bur's unique blade geometry cuts easily through metal reducing excessive heat generation and hand strain, resulting in less vibration and requiring only a soft touch when cutting:

- Reduced hand fatigue and increased productivity
- Designed to decrease metal finishing time substantially
- Ideal for shaping and gross reduction
- Sold in packs of 10 ea.



#### EXPRESS LINE® Lab Metal Finishing Bur Kit #16100

Kit Contains: One each of the following  
Express Line Lab Metal Finishing Burs  
EL1, EL2, EL 3, EL4, EL5, FG7006



## EXPRESS LINE

### LAB DIAMONDS - STRAIGHT HANDPIECE INSTRUMENTS

- High diamond density- excellent service life
- Ideal for shaping and gross reduction
- Works on PFM, chrome & ceramic materials
- HP Diamonds on 44.5mm shanks
- Sold in packs of 5 ea.





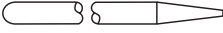

# EXPRESS LINE

DIAMOND DISCS

Express Line diamond discs increase efficiency when separating crowns and bridges, contouring composite and ceramic or cutting ceramic due to the high diamond particle density which creates a faster and more precise cutting instrument that also lasts up to 30% longer than competitor discs.


Uniform spacing between the diamond particles ensure immediate removal of debris and less clogging

- Sold in packs of 1 ea.

Standard .0925"   
 Straight .118"   
 Handpiece


Usage: Recommended maximum speed 20,000 RPMS

## FLEX Mounted Diamond Discs




927F  
Double Sided

Order #	927F200M	927F220M
Head Size (1/10mm)	200	220
Thickness (mm)	0.24	0.24
Grit	Medium	Medium



916F  
Single Sided


Order #	916F200M	916F220M
Head Size (1/10mm)	200	220
Thickness (mm)	0.17	0.17
Grit	Medium	Medium



917F  
Single Sided


Order #	917F200M	917F220M
Head Size (1/10mm)	200	220
Thickness (mm)	0.17	0.17
Grit	Coarse	Coarse

## SUPERFLEX Mounted Diamond Discs



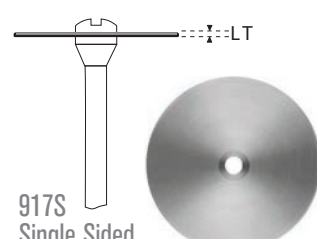
910S  
Double Sided

Order #	910S200M	910S220M
Head Size (1/10mm)	200	220
Thickness (mm)	0.19	0.19
Grit	Fine	Fine



927S  
Double Sided

Order #	927S220M
Head Size (1/10mm)	220
Thickness (mm)	0.19
Grit	Fine



917S  
Single Sided

Order #	917S220M
Head Size (1/10mm)	220
Thickness (mm)	0.12
Grit	Fine

## DIAMOND MODEL TRIMMING WHEELS

# EXPRESS LINE

**Diamond Trimming Wheels**

(Fits most Ray Foster, Renfert & Whip Mix Model Trimmers)

Provides smoother finish than comparable coarse wheels!



- High efficiency cutting increases production
- Designed to last significantly longer than conventional wheels
- Uniform spacing between the diamond aggregates helps ensure immediate removal of debris and less clogging
- Can be used on all gypsum and investment materials of any hardness
- Sold in packs of 1 ea.

### AVAILABLE IN 10" AND 12" SIZES

Item	Diameter	Grit	Drive Pin Hole
16196	10"	Medium	Yes
16198	10"	Medium	No
16197	12"	Medium	Yes
16199	12"	Medium	No

## FOR PORCELAIN & METAL



- Ceramic bonded grinder with diamond grit for more efficiency and durability.
- Maintains shape during application.
- Heat resistant.



Lab Grinder PM2S  
Coarse Large Disc  
Item #89133  
1 PK HP Shank



Lab Grinder PM2S  
Coarse Taper Cylinder  
Item #89134  
3 PK HP Shank



Lab Grinder PM2S  
Coarse Straight Cylinder  
Item #89135  
3 PK HP Shank



Lab Grinder PM2S  
Coarse Small Disc  
Item #89136  
1 PK HP Shank



Lab Grinder PM2S  
Medium Large Disc  
Item #89137  
1 PK HP Shank



Lab Grinder PM2S  
Medium Taper Cylinder  
Item #89138  
3 PK HP Shank



Lab Grinder PM2S  
Medium Straight Cylinder  
Item #89139  
3 PK HP Shank



Lab Grinder PM2S  
Medium Small Disc  
Item #89140  
1 PK HP Shank




Lab Polisher ZL3S  
Coarse Large Disc  
Item #89141  
1 PK HP Shank



Lab Polisher ZL3S  
Coarse Flame  
Item #89142  
3 PK HP Shank



Lab Polisher ZL3S  
Coarse Wheel  
Item #89143  
3 PK HP Shank



Lab Polisher ZL3S  
Coarse Wheel  
Unmounted 1 PK  
Item #89144



Jazz Lab Polisher ZL3S  
Medium Large Disc  
Item #89145  
1 PK HP Shank



Jazz Lab Polisher ZL3S  
Medium Flame  
Item #89146  
3 PK HP Shank



Lab Polisher ZL3S  
Medium Wheel  
Item #89147  
3 PK HP Shank



Lab Polisher ZL3S  
Medium Wheel  
Unmounted 1 PK  
Item #89148




Jazz Lab Polisher ZL3S  
Fine Large Disc  
Item #89149  
1 PK HP Shank



Lab Polisher ZL3S  
Fine Flame  
Item #89150  
3 PK HP Shank



Lab Polisher ZL3S  
Fine Wheel  
Item #89151  
3 PK HP Shank



Lab Polisher ZL3S  
Fine Wheel  
Unmounted 1 PK  
Item #89152

## FOR ZIRCONIA & LITHIUM DISILICATE - POLISHING



- Specially designed polisher for full contour zirconia restorations.
- Produces glossy surfaces with high diamond concentration for more efficiency.
- Eliminates the need for glazing.

## FOR PORCELAIN POLISHING



- Flexible polishing discs for all porcelain materials.
- Diamond grit for highest efficiency.
- Surface corrections without additional glazing.



Lab Polisher P3S  
Coarse Large Disc  
Item #89153  
1 PK HP Shank



Lab Polisher P3S  
Coarse Wheel  
Unmounted  
Item #89154  
1 PK




Lab Polisher P3S  
Coarse Flame  
Item #89155  
3 PK HP Shank



Lab Polisher P3S  
Coarse Small Wheel  
Item #89156  
3 PK HP Shank



Lab Polisher P3S  
Medium Large Disc  
Item #89157  
1 PK HP Shank



Lab Polisher P3S  
Medium Wheel  
Unmounted  
Item #89158  
1 PK



Lab Polisher P3S  
Medium Flame  
Item #89159  
3 PK HP Shank



Lab Polisher P3S  
Medium Small Wheel  
Item #89160  
3 PK HP Shank



Lab Polisher P3S  
Fine Large Disc  
Item #89161  
1 PK HP Shank



Lab Polisher P3S  
Fine Wheel  
Unmounted  
Item #89162  
1 PK



Lab Polisher P3S  
Fine Flame  
Item #89163  
3 PK HP Shank



Lab Polisher P3S  
Fine Small Wheel  
Item #89164  
3 PK HP Shank



Jazz Precision Mandrel  
#89168  
5 PK HP Shank  
Dimensions: 303-050 screw top  
mandrel with 5mm head size



## FOR DENTURE & ORTHO ACRYLICS



Chairside denture adjustments and polishing.

Silicon carbide abrasive polishers with various grits for different areas of application.

Achieve brilliant results for smoothing, pre-polishing and polishing.



Jazz Denture A3S  
Coarse Large Flame  
Item #89165  
6 PK HP Shank



Jazz Denture A3S  
Medium Large Flame  
Item #89166  
6 PK HP Shank



Jazz Denture A3S  
Fine Large Flame  
Item #89167  
6 PK HP Shank

# Increase Production While Reducing Material Cost with Performance Enhanced Milling Burs.

For Use with Roland Milling Machines

Manufactured for use in Roland dental mills, SS White® milling burs offer greater durability and milling efficiency on zirconia, PMMA and wax versus competitors burs. Precision milling minimizes remakes and reduces milling costs.

*Of the many brands of milling burs we have used, we are beyond impressed with the results we have seen with SS White milling burs. None of the competitors have come close to the performance we are achieving and at a fraction of the cost!*

*Billy Goddard, CDT  
Owner, Premier Dental Arts*

- Proprietary diamond coating produces a longer lasting milling bur which reduces cost per use
- Enhanced blade design creates a sharper cutting instrument and produces a superior surface finish
- Efficient chip removal and polished blades provide bur-free, clean milling results
- Sold in packs of 1 ea.



### SSWROL-034050-20-02

Head Diameter: .3mm  
Shank Diameter: 4mm  
Overall Length: 50mm  
Cutter Design: 2 Flute Ball End  
Milling Machines:  
DWX-4, DWX-50, 51D, 52DC  
Material Use:  
PMMA, Wax, Zirconia, Composite



### SSWROL-064050-20-02

Head Diameter: .6mm  
Shank Diameter: 4mm  
Overall Length: 50mm  
Cutter Design: 2 Flute Ball End  
Milling Machines:  
DWX-4, DWX-50, 51D, 52DC  
Material Use:  
PMMA, Wax, Zirconia, Composite



### SSWROL-084050-20-02

Head Diameter: .8mm  
Shank Diameter: 4mm  
Overall Length: 50mm  
Cutter Design: 2 Flute Ball End  
Milling Machines:  
DWX-4, DWX-50, 51D, 52DC  
Material Use:  
PMMA, Wax, Zirconia, Composite



### SSWROL-104050-20-02

Head Diameter: 1mm  
Shank Diameter: 4mm  
Overall Length: 50mm  
Cutter Design: 2 Flute Ball End  
Milling Machines:  
DWX-4, DWX-50, 51D, 52DC  
Material Use:  
PMMA, Wax, Zirconia, Composite



### SSWROL-204050-20-02

Head Diameter: 2mm  
Shank Diameter: 4mm  
Overall Length: 50mm  
Cutter Design: 2 Flute Ball End  
Milling Machines:  
DWX-4, DWX-50, 51D, 52DC  
Material Use:  
PMMA, Wax, Zirconia, Composite



### SSWROL-034050-20-01

Head Diameter: .3mm  
Shank Diameter: 4mm  
Overall Length: 50mm  
Cutter Design: 2 Flute Ball End  
Milling Machines:  
DWX-4, DWX-50, 51D, 52DC  
Material Use:  
PMMA, Wax, Zirconia



### SSWROL-064050-20-01

Head Diameter: .6mm  
Shank Diameter: 4mm  
Overall Length: 50mm  
Cutter Design: 2 Flute Ball End  
Milling Machines:  
DWX-4, DWX-50, 51D, 52DC  
Material Use:  
PMMA, Wax, Zirconia



### SSWROL-084050-20-01

Head Diameter: .8mm  
Shank Diameter: 4mm  
Overall Length: 50mm  
Cutter Design: 2 Flute Ball End  
Milling Machines:  
DWX-4, DWX-50, 51D, 52DC  
Material Use:  
PMMA, Wax, Zirconia



### SSWROL-104050-20-01

Head Diameter: 1mm  
Shank Diameter: 4mm  
Overall Length: 50mm  
Cutter Design: 2 Flute Ball End  
Milling Machines:  
DWX-4, DWX-50, 51D, 52DC  
Material Use:  
PMMA, Wax, Zirconia



### SSWROL-204050-20-01

Head Diameter: 2mm  
Shank Diameter: 4mm  
Overall Length: 50mm  
Cutter Design: 2 Flute Ball End  
Milling Machines:  
DWX-4, DWX-50, 51D, 52DC  
Material Use:  
PMMA, Wax, Zirconia



# SS White - Roland Cad Cam Milling Bur Application Guide

To ensure seamless use of the SS White Cad Cam milling burs, please consult our application guide to select the correct tools for use in your Roland dental mill according to the model and material to be milled. Consult the Roland dental mill manufacturer instructions to insure proper use of the milling burs.

Equally important is selecting the correct tool set within your software package. SS White tools are designed to ensure plug and play functionality when used with factory default specifications (feed, speed, and dimensions). If there is any uncertainty about the dimensional match between the tool and tool library, measure and compare tip lengths prior to use. Failure to do so could damage the tool, substrate and or machine.

SSW Item #	Type	Head Diam.	Shank Diam.	Cutter Design	Machine	Material
						
						
SSWROL-034050-20-02	DuraDi	.3mm	4mm	2 Flute Ball End	Roland DWX-4,DWX-50, 51D, 52DC	PMMA,Wax,Zirconia, Some Composites
						
SSWROL-064050-20-02	DuraDi	.6mm	4mm	2 Flute Ball End	Roland DWX-4,DWX-50, 51D, 52DC	PMMA,Wax,Zirconia, Some Composites
						
SSWROL-084050-20-02	DuraDi	.8mm	4mm	2 Flute Ball End	Roland DWX-4,DWX-50, 51D, 52DC	PMMA,Wax,Zirconia, Some Composites
						
SSWROL-104050-20-02	DuraDi	1mm	4mm	2 Flute Ball End	Roland DWX-4,DWX-50, 51D, 52DC	PMMA,Wax,Zirconia, Some Composites
						
SSWROL-204050-20-02	DuraDi	2mm	4mm	2 Flute Ball End	Roland DWX-4,DWX-50, 51D, 52DC	PMMA,Wax,Zirconia, Some Composites
						
						
SSWROL-034050-20-01	Lazer Sharp	.3mm	4mm	2 Flute Ball End	Roland DWX-4,DWX-50, 51D, 52DC	PMMA,Wax,Zirconia
						
SSWROL-064050-20-01	Lazer Sharp	.6mm	4mm	2 Flute Ball End	Roland DWX-4,DWX-50, 51D, 52DC	PMMA,Wax,Zirconia
						
SSWROL-084050-20-01	Lazer Sharp	.8mm	4mm	2 Flute Ball End	Roland DWX-4,DWX-50, 51D, 52DC	PMMA,Wax,Zirconia
						
SSWROL-104050-20-01	Lazer Sharp	1mm	4mm	2 Flute Ball End	Roland DWX-4,DWX-50, 51D, 52DC	PMMA,Wax,Zirconia
						
SSWROL-204050-20-01	Lazer Sharp	2mm	4mm	2 Flute Ball End	Roland DWX-4,DWX-50, 51D, 52DC	PMMA,Wax,Zirconia

# Over 35% of All Crowns Placed Have Zirconia Copings

Gain Access or Remove a Crown in less than 1 minute with Great White<sup>®</sup> Z. The proprietary bonding process with fine grit synthetic diamond particles creates more consistent particle coverage, durability and cutting efficiency, enabling faster completion of more efficient procedures, providing significant material cost savings, chair time savings and patient satisfaction.

Images Not Shown to Scale



**GWZ 856-018**  
**ITEM# 350171**  
**10 PK**  
**FG STERILE 10900**  
 Head Length (mm) 8.0  
 Max Head Diameter (mm) 1.8  
 LOA - Overall Length (mm) 22.0



**GWZ 801-014**  
**ITEM# 350172**  
**10 PK**  
 Head Length (mm) 1.3  
 Max Head Diameter (mm) 1.4  
 LOA - Overall Length (mm) 19.0



**GWZ 801-018**  
**ITEM# 350173**  
**10 PK**  
**FG STERILE 10902**  
 Head Length (mm) 1.7  
 Max Head Diameter (mm) 1.8  
 LOA - Overall Length (mm) 19.0



**GWZ 379-023**  
**ITEM# 350174**  
**10 PK**  
**FG STERILE 10901**  
 Head Length (mm) 4.2  
 Max Head Diameter (mm) 2.3  
 LOA - Overall Length (mm) 19.0



## Great White<sup>®</sup>Z Introductory Kit

**All-In-One Kit**  
 Designed for the efficient atraumatic removal of failed zirconia and PFM Crowns.  
**Kit Reorder No. 18160**


**Kit Contents:**  
 Great White<sup>®</sup>Z #GWZ 856-018  
 Great White<sup>®</sup>Z #GWZ 801-014  
 Great White<sup>®</sup>Z #GWZ 801-018  
 Great White<sup>®</sup>Z #GWZ 379-023

Great White<sup>®</sup>Z Cuts Zirconia Much More Efficiently  
 Great White<sup>®</sup>Z Diamonds are manufactured with fine diamond particles and a proprietary diamond bonding technique which has been shown to reduce micro-fractures, vibrations and have increased patient satisfaction.

*"I highly recommend Great White<sup>®</sup>Z Diamonds, they will cut significant time from zirconia crown removal procedures while reducing stress, usually with just one diamond."*

*- Howard Strassler, DDS*

# Guide to ISO 6360 numbering system for diamond instruments in this catalog



806	314		277	534	023
A	B	C	D	E	F
Material of Working Part	Shank Type	Overall Length	Shape	Grit	Nominal Size (ISO 2157) Largest head diameter in 1/10 mm
<b>Example:</b> 80 = Diamond 6 = Plated Metal Binding	<b>Example:</b> 31 = FG	<b>Example:</b> 4 = Standard	<b>Example:</b> 277 = Football	<b>Example:</b> 534 = Coarse	<b>Example:</b> 023 = 2.3 mm
<b>Other Examples:</b>	20 = CA or RA	2 = Miniature 3 = Short 5 = Long 6 = Extra Long	001 = Miniature 010 = Inverted Cone 108 = Cylinder 170 = Cone	544 = Super Coarse 524 = Medium 514 = Fine 504 = Very Fine 494 = Ultra Fine	008 = 0.8 mm 010 = 1.0 mm 014 = 1.4 mm 035 = 3.5 mm

## ISO 6360 shank type for International Diamond Line in this catalog

312 FG Shorter than Short	16 mm Ø 1.60 mm	204 RA Standard Right Angle	from 22 to 27 mm Ø 2.35 mm
313 FG Short	from 16 to 20 mm Ø 1.60 mm	104 HP	44.5 mm Ø 2.35 mm
314 FG Standard	from 19 to 24 mm Ø 1.60 mm		



# Grit sizes for diamond instruments (ISO 7711/3)

GRIT SIZE DESIGNATION	COLOR CODE	COMPARATION SYSTEM		SS WHITE REFERENCES	
		Grit Size System Micron (µm)	Grit Size System Micron (µm)	Micron (µm)	Mesh
Super Coarse	Black Band ●	149 ÷ 177	80 ÷ 100	149 ÷ 177	80 ÷ 100
		177 ÷ 210	70 ÷ 80		
		210 ÷ 250	60 ÷ 70		
Coarse	Green Band ●	105 ÷ 125	120 ÷ 140	105 ÷ 125	120 ÷ 140
		125 ÷ 149	100 ÷ 120		
		149 ÷ 177	80 ÷ 100		
Medium	Blue Band ●	62 ÷ 74	200 ÷ 230	62 ÷ 74	200 ÷ 230
		74 ÷ 88	170 ÷ 200		
		88 ÷ 105	140 ÷ 170		
		105 ÷ 125	120 ÷ 140		
Fine	Red Band ●	37 ÷ 44	325 ÷ 400	38 ÷ 45	325 ÷ 400
		44 ÷ 53	270 ÷ 325		
		53 ÷ 62	230 ÷ 270		
		62 ÷ 74	200 ÷ 230		
Very-Fine	Yellow Band ●	28 ÷ 46	400 ÷ 500	30 ÷ 38	400 ÷ 500
Super-Fine	White Band ○	8 ÷ 28		8 ÷ 12	8 ÷ 12

## Method of use

SIZE (Ø 1/10mm)	SPEED MAX. (r.p.m.) FG	SUGGESTED SPEED (r.p.m.) with spray cooling minimum 50 ml/min.		DIAMOND GRIT	COLOR CODE	WORKING PRESSURE (g)
008-018	360,000	Cavity Preparation	300,000	Super Coarse	●	40-300
018-023	300,000	Crown Preparation	140,000	Coarse	●	40-300
023-027	180,000	Crown Finishing Preparation	60,000	Medium	●	40-300
027-031	140,000	Composite/Cavity Finishing	15,000	Fine	●	20-100
031-040	100,000			Very-Fine	●	10-50
040-050	80,000			Ultra-Fine	○	10-50

## Diamond Instruments

Shank Material	Working Part
Stainless Steel	Natural Diamond

## Sterilization Process

Autoclave	Chemical Clave C <sub>2</sub> H <sub>4</sub> O	HOT AIR STERILIZATION
3 bar 135°C	130°C	180°C

# SS White International Diamond Line

## Premium quality multi-use diamond instruments.

Welcome to our catalog of quality rotary diamond cutting instruments. SS White is proud to offer this distinctive product line to the dental profession. To assist you in making your selections we encourage you to use the ISO numbering system guide and the illustrated index to diamonds by shape and size. We hope that you will also find the product features, color-coded guides and technique tips to be useful resources of information.

### DIAMOND INSTRUMENTS

FG / RA SOLD IN PACKS OF 5 (5PK) AND 25 (25PK)  
 HP SOLD IN PACKS OF 1 (1PK)



POINTED FOOTBALL

**ISO 257**  
 1/10 mm  
 L mm  
 314 FG Standard

5 PK ● 806 314 257 544					FG368SC023
5 PK ● 806 314 257 534	FGC0368016		FGC0368020	FGC0368021	FGC0368023
5 PK ● 806 314 257 524	FG368016	FG368018		FG368021	FG368023
5 PK ● 806 314 257 514	FG368F016			FG368F021	FG368F023
5 PK ● 806 314 257 504	FG368C016				FG368C023
25 PK ● 806 314 257 534	FGC0368016-25	FGC0368020-25	FGC0368021-25	FGC0368023-25	
25 PK ● 806 314 257 524	FG368016-25	FG368018-25	FG368021-25	FG368023-25	
25 PK ● 806 314 257 514			FG368F021-25	FG368F023-25	
25 PK ● 806 314 257 504	FG368C016-25			FG368C023-25	



368-016  
 3



368-018  
 4.5



368-020  
 4.5



368-021  
 4.5



368-023  
 5

SPECIALITY SHAPES

**ISO 507**  
 1/10 mm  
 L mm  
 314 FG Standard

5 PK ● 806 314 507 524	FG369A023
25 PK ● 806 314 507 524	FG369A023-25

SPECIALITY SHAPES

**ISO 260**  
 1/10 mm  
 L mm  
 314 FG Standard

5 PK ● 806 314 260 504	FG378C018
------------------------	-----------



FOOTBALL

**ISO 277**  
 1/10 mm  
 L mm  
 314 FG Standard

5 PK ● 806 314 277 544		FG379SC023
5 PK ● 806 314 277 534	FGC0379018	FGC0379023
5 PK ● 806 314 277 524	FG379018	FG379023
5 PK ● 806 314 277 514	FG379F018	FG379F023
5 PK ● 806 314 277 504	FG379C018	FG379C023
25 PK ● 806 314 277 544	FGC0379018-25	FGC0379023-25
25 PK ● 806 314 277 534	FG379018-25	FG379023-25
25 PK ● 806 314 277 514	FG379F018-25	FG379F023-25
25 PK ● 806 314 277 504	FG379C018-25	FG379C023-25



379-018  
 3



379-023  
 4.5



FOOTBALL

**ISO 274**  
 1/10 mm  
 L mm  
 314 FG Standard

5 PK ● 806 314 274 514	FG390F014
5 PK ● 806 314 274 504	FG390C014
25 PK ● 806 314 274 514	FG390F014-25
25 PK ● 806 314 274 504	FG390C014-25



390-014  
 3.5



MOSQUITO NOSE

**ISO 465**  
 1/10 mm  
 L mm  
 314 FG Standard

5 PK ● 806 314 465 504	FG392C016
------------------------	-----------



392-016  
 5

SPECIALITY SHAPES

SPECIALITY SHAPES

SPECIALITY SHAPES

SPECIALITY SHAPES

ISO 015

1/10 mm  
L mm 432-016  
2.1  
314 FG Standard

5 PK ● 806 314 015 524 FG432016

ISO 195

1/10 mm  
L mm 467-005  
3  
314 FG Standard

5 PK ● 806 314 195 524 FG467005

25 PK ● 806 314 195 524 FG467005-25

1/10 mm

L mm 508-016 508-018  
3 3

314 FG Standard

5 PK ● 806 314 534 FGC0508016  
5 PK ● 806 314 524 FG508016  
5 PK ● 806 314 514 FG508F016

25 PK ● 806 314 534 FGC0508016-25 FGC0508018-25

ISO 162

1/10 mm  
L mm 800L-010  
2  
314 FG Standard

5 PK ● 806 314 162 524 FG800L010




ROUND

ISO 001

1/10 mm  
L mm  
314 FG Standard

5 PK ● 806 314 001 544  
5 PK ● 806 314 001 534  
5 PK ● 806 314 001 524  
5 PK ● 806 314 001 514  
5 PK ● 806 314 001 504  
5 PK ○ 806 314 001 494



801-008 .08 801-009 .09 801-010 1.0 801-012 1.2 801-013 1.3 801-014 1.4 801-015 1.5 801-016 1.6 801-018 1.8 801-021 2.1 801-023 2.3 801-027 2.7 801-035 3.5

FG801008 FG801009 FG801010 FG801012 FG801013 FG801014 FG801015 FG801016 FG801018 FG801021 FG801023 FG801035  
FGC0801012 FGC0801014 FGC0801016 FGC0801018 FGC0801021 FGC0801023  
FG801F013 FG801F014 FG801F015 FG801F016 FG801F018 FG801F021 FG801F023  
FG801C014 FG801C018 FG801C018  
FG801CS014 FG801CS018 FG801CS023

25 PK ● 806 314 001 544  
25 PK ● 806 314 001 534  
25 PK ● 806 314 001 524 FG801008-25 FG801009-25 FG801010-25 FGC0801012-25 FG801013-25 FG801014-25 FG801015-25 FGC0801016-25 FGC0801018-25 FGC0801021-25 FGC0801023-25  
25 PK ● 806 314 001 514 FG801F013-25 FG801F014-25 FG801F015-25 FG801F016-25 01F018-25 FG801F021-25 FG801C023-25  
25 PK ● 806 314 001 504 FG801S010 FG801C018-25 FG801C023-25  
25 PK ○ 806 314 001 494 FG801CS014-25

313 FG Short

5 PK ● 806 313 001 524  
25 PK ● 806 313 001 524

FG801S010-25 FG801S014 FG801S014-25

204 RA Standard

5 PK ● 806 204 001 524  
5 PK ● 806 204 001 504  
5 PK ○ 806 204 001 494

CA801008 CA801010 CA801012 CA801014 CA801016 CA801018 CA801023 CA801027  
CA801CS014 CA801CS023

204 RA Standard

25 PK ● 806 204 001 524

CA801012-25 CA801014-25

104HP

1 PK ● 806 104 001 524

HP801009 HP801012 HP801014 HP801016 HP801018 HP801023 HP801027



ROUND

ISO 001

1/10 mm  
L mm  
314 FG Standard

5 PK ● 806 314 001 534  
5 PK ● 806 314 001 524



801L-014 1.4 801L-016 1.6 801L-018 1.8 801L-021 2.1

25 PK ● 806 314 001 534 FGC0801L014 FGC0801L016 FGC0801L018 FGC0801L021-25  
25 PK ● 806 314 001 524 FGC0801L014-25 FGC0801L016-25 FGC0801L018-25 FGC0801L021-25



ROUND

ISO 002

1/10 mm  
L mm  
314 FG Standard

5 PK ● 806 314 002 534  
5 PK ● 806 314 002 524

802-009 802-010 802-012 802-014 802-016 802-018

25 PK ● 806 314 002 524 FG802009-25 FG802010-25 FG802012-25 FG802014-25 FG802016-25

204 RA Standard Right Angle  
5 PK ● 806 204 002 524 CA802012 CA802014 CA802016 CA802018



INVERTED CONE

**ISO 010**

1/10 mm	805-010	805-012	805-014	805-016	805-018	805-021	805-027
L mm	1.0	1.2	1.4	1.6	1.8	2.1	2.7
<b>314 FG Standard</b>							
5 PK ● 806 314 010 534	FGC0805010	FGC0805012	FGC0805014	FGC0805016	FGC0805018		
5 PK ● 806 314 010 524	FG805-0010	FG805012	FG805014	FG805016	FG805018	FG805021	
5 PK ● 806 314 010 514	FG805F014						
<hr/>							
5 PK ● 806 314 010 534			FGC0805014-25	FGC0805016-25	FGC0805018-25		
5 PK ● 806 314 010 524	FG805010-25	FG805012-25	FG805014-25	FG805016-25	FG805018-25	FG805021-25	
<hr/>							
<b>313 FG Short</b>							
5 PK ● 806 313 010 524	FG805S010						
<hr/>							
<b>204 RA Standard</b>							
5 PK ● 806 204 010 524	Right Angle		CA805014			CA805018	
25 PK ● 806 204 010 524	Right Angle		CA805016-25				
<hr/>							
<b>104 HP</b>							
1 PK ● 806 104 010 524	HP805012	HP805014	HP805016	HP805018	HP805027		



INVERTED CONE LONG

**ISO 019**

1/10 mm	806-010	806-012	806-014	806-016	806-018
L mm					
<b>314 FG Standard</b>					
5 PK ● 806 314 019 534	FGC0806010	FGC0806012	FGC0806014	FGC0806016	
5 PK ● 806 314 019 524	FG806010	FG806012	FG806014	FG806016	FG806018
25 PK ● 806 314 019 534	FGC0806010-25	FGC0806012-25	FGC0806016-25		
25 PK ● 806 314 019 524	FG806010-25	FG806012-25	FG806014-25	FG806016-25	FG806018-25
<hr/>					
<b>204 RA Standard</b>					
5 PK ● 806 204 019 524	CA806012				



INVERTED CONE LONG

**ISO 225**

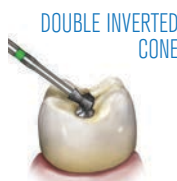
1/10 mm	807-014	807-016	807-018	807-021	807-024
L mm	3	4	5	5	10
<b>314 FG Standard</b>					
5 PK ● 806 314 225 534	FGC0807014	FGC0807016			
5 PK ● 806 314 225 524	FG807014	FG807016	FG807018	FG807024	
25 PK ● 806 314 225 534	FGC0807014-25	FGC0807016-25			
25 PK ● 806 314 225 524	FG807014-25	FG807016-25	FG807018-25	FG807024-25	
<hr/>					
<b>104 HP</b>					
1 PK ● 806 104 225 524		HP807016	HP807018	HP807021	



BARREL

**ISO 038**

1/10 mm	811-031	811-033	811-037	811-047
L mm	038 4	038 5.5	039 7	039 7
<b>314 FG Standard</b>				
5 PK ● 806 314 038 544	FG811SC031	FG811SC033	FG811SC037	
5 PK ● 806 314 038 534	FGC0811031	FGC0811033	FGC0811037	FGC0811047
5 PK ● 806 314 038 524	FG811031	FG811047		
5 PK ● 806 314 038 514	FG811F031			
25 PK ● 806 314 038 544	FG811SC033-25		FG811SC037-25	
25 PK ● 806 314 038 534	FGC0811031-25	FGC0811033-25	FGC0811037-25	FGC0811047-25
25 PK ● 806 314 038 524	FG811031-25	FG811047-25		
25 PK ● 806 314 038 514	FG811F031-25			



DOUBLE INVERTED CONE

**ISO 032**

1/10 mm	813-010	813-012	813-014	813-018
L mm	1.5	1.5	1.5	1.5
<b>314 FG Standard</b>				
5 PK ● 806 314 032 524	FG813010	FG813012	FG813014	FG813018
25 PK ● 806 314 032 524	FG813010-25	FG813012-25	FG813014-25	
<hr/>				
<b>313 FG Short</b>				
5 PK ● 806 313 032 524	FG813S014			



WHEEL

<b>ISO 042</b>			
1/10 mm			
815-012	815-016	815-018	
314 FG Standard			
5 PK ● 806 314 042 524	F6815012	F6815016	F6815018
25 PK ● 806 314 042 524	F6815012-25	F6815016-25	F6815018-25



WHEEL

<b>ISO 041</b>			
1/10 mm			
818-045	818-060		
L mm			
0.5		0.5	
314 FG Standard			
5 PK ● 806 314 041 534	F6C0818045		
5 PK ● 806 314 041 524	F6818045		
25 PK ● 806 314 041 524	F6818045-25	F6818060-25	



WHEEL

<b>ISO 042</b>			
1/10 mm			
819-035			
L mm			
0.9			
314 FG Standard			
5 PK ● 806 314 042 534	F6C0819035		
5 PK ● 806 314 042 524	F6819035		
25 PK ● 806 314 042 524	F6819035-25		



WHEEL

<b>ISO 042</b>			
1/10 mm			
820-042	820-050		
L mm			
1.5		2	
314 FG Standard			
5 PK ● 806 314 042 534	F6C0820042		
5 PK ● 806 314 042 524	F6820042	F6820050	
25 PK ● 806 314 042 524	F6820042-25		
204 RA Standard <small>Right Angle</small>			
5 PK ● 806 204 042 524	CA820050		
104 HP			
1 PK ● 806 104 042 524	HP820050		

MUSHROOM

<b>ISO 304</b>			
1/10 mm			
825-016	825-023	825-042	
314 FG Standard			
5 PK ● 806 314 304 524	F6825016	F6825023	F6825042
25 PK ● 806 314 304 524	F6825042-25		

<b>ISO 304</b>			
1/10 mm			
826-025			
104 HP			
1 PK ● 806 104 304 524	HP826025		

DEPTH CUTTER

<b>ISO 054</b>			
1/10 mm			
828-022	828-026		
L mm			
1		1	
314 FG Standard			
5 PK ● 806 314 054 524	F6828022	F6828026	
25 PK ● 806 314 054 524	F6828022-25	F6828026-25	



PEAR

<b>ISO 237</b>			
1/10 mm			
830-008	830-010	830-012	830-016
L mm			
2.5		3	
314 FG Standard			
5 PK ● 806 314 237 534	F6C0830008	F6C0830010	F6C0830012
5 PK ● 806 314 237 524	F6830008	F6830010	F6830012
5 PK ● 806 314 237 514	F6830F010		
25 PK ● 806 314 237 534	F6C0830008-25	F6C0830010-25	F6C0830012-25
25 PK ● 806 314 237 524	F6830008-25	F6830010-25	F6830012-25
25 PK ● 806 314 237 514	F6830F016-25		
313 FG Short			
5 PK ● 806 313 237 524	F6830S008		



PEAR LONG

<b>ISO 239</b>			
1/10 mm			
830L-014	830L-016	830L-021	
L mm			
5			
314 FG Standard			
5 PK ● 806 314 239 524	F6830L014	F6830L021	
5 PK ● 806 314 239 514	F6830LF014		
25 PK ● 806 314 239 524	F6830L014-25	F6830L016-25	F6830L021-25
25 PK ● 806 314 239 514	F6830LF014-25		



TRI-WHEEL DEPTH CUTTER

<b>ISO 552</b>		
1/10 mm		
L mm	834-016	834-021
T mm	6 0.3	6 0.5
<b>314 FG Standard</b>		
5 PK ● 806 314 552 524	F6834016	F6834021
25 PK ● 806 314 552 524	F6834016-25	F6834021-25

FLAT END CYLINDER

<b>ISO 108</b>						
1/10 mm						
L mm	835-008	835-009	835-010	835-012	835-014	835-016
	3	3	4	4	4	4
<b>314 FG Standard</b>						
5 PK ● 806 314 108 534	F6C0835008	F6C0835009	F6C0835010	F6C0835012	F6C0835014	
5 PK ● 806 314 108 524	F6835008	F6835009	F6835010	F6835012	F6835014	F6835016
5 PK ● 806 314 108 514	F6835F010			F6835F014		
25 PK ● 806 314 108 534	F6C0835008-25	F6C0835009-25	F6C0835010-25	F6C0835012-25	F6C0835014-25	F6C0835016-25
25 PK ● 806 314 108 524	F6835008-25	F6835009-25	F6835010-25	F6835012-25	F6835014-25	F6835016-25
25 PK ● 806 314 108 514	F6835F010-25			F6835F014-25		
<b>313 FG Short</b>						
5 PK ● 806 313 108 524	F6835S009		F6835S010	F6835S012	F6835S014	
<b>204 RA Standard Right Angle</b>						
5 PK ● 806 204 108 524				CA835012	CA835014	CA835016
<b>104 HP</b>						
1 PK ● 806 104 108 524			HP835010	HP835012		


FLAT END CYLINDER

<b>ISO 110</b>		
1/10 mm		
L mm	836-012	836-014
	6	6
<b>314 FG Standard</b>		
5 PK ● 806 314 110 534	F6C0836012	F6C0836014
5 PK ● 806 314 110 524	F6836012	F6836014
5 PK ● 806 314 110 514	F6836F012	
25 PK ● 806 314 110 534	F6C0836012-25	F6C0836014-25
25 PK ● 806 314 110 524	F6836012-25	F6836014-25
25 PK ● 806 314 110 514	F6836F012-25	
<b>5 PK 204 RA Standard Right Angle</b>		
● 806 204 110 524	CA836012	
<b>1 PK 104 HP</b>		
● 806 104 110 524	HP836012	

FLAT END CYLINDER

<b>ISO 111</b>						
1/10 mm						
L mm	837-012	837-014	837-016	837-018	837-021	837-027
	8	8	8	8	8	8
<b>314 FG Standard</b>						
5 PK ● 806 314 111 544	F6837S014					
5 PK ● 806 314 111 534	F6C0837012	F6C0837014	F6C0837016	F6C0837018		
5 PK ● 806 314 111 524	F6837012	F6837014	F6837016	F6837018		
5 PK ● 806 314 111 514	F6837F014					
25 PK ● 806 314 111 544	F6837S014-25					
25 PK ● 806 314 111 534	F6C0837012-25	F6C0837014-25	F6C0837016-25	F6C0837018-25		
25 PK ● 806 314 111 524	F6837012-25	F6837014-25	F6837016-25	F6837018-25		
25 PK ● 806 314 111 514	F6837F014-25					
<b>313 FG Short</b>						
5 PK ● 806 313 111 524	F6837S014					
<b>204 RA Standard Right Angle</b>						
5 PK ● 806 204 111 524	CA837014	CA837016				
<b>104 HP</b>						
1 PK ● 806 104 111 524	HP837012	HP837016			HP837021	HP837027

ROUND END CYLINDER



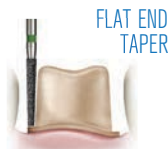
<b>ISO 139</b>		1/10 mm		838-010	838-012	838-014
L mm				4	4	4
<b>314 FG Standard</b>						
5 PK	●	806 314 139 544		F6838SC010	F6838SC012	
5 PK	●	806 314 139 534		F6C0838010	F6C0838012	F6C0838014
5 PK	●	806 314 139 524		F6838010	F6838012	F6838014
5 PK	●	806 314 139 514			F6838F012	
25 PK	●	806 314 139 544		F6838SC010-25	F6838SC012-25	
25 PK	●	806 314 139 534			F6C0838012-25	
25 PK	●	806 314 139 524			F6838012-25	
25 PK	●	806 314 139 514		F6838010-25	F6838F012-25	F6838014-25

MODIFIED BEVELED CYLINDER



<b>ISO 289</b>		1/10 mm		839-016	
L mm				8	
<b>314 FG Standard</b>					
5 PK	●	806 314 289 534		F6C0839016	
5 PK	●	806 314 289 524		F6839016	
25 PK	●	806 314 289 534		F6C0839016-25	
25 PK	●	806 314 289 524		F6839016-25	


FLAT END TAPER



<b>ISO 171</b>		1/10 mm		844-012	844-014
L mm				6	6
<b>314 FG Standard</b>					
5 PK	●	806 314 171 524		F6844012	F6844014
25 PK	●	806 314 171 524		F6844012-25	F6844014-25

<b>ISO 170</b>		1/10 mm		845-008	845-009	845-010	845-012	845-014	845-016
L mm				4	4	4	4	4	4
<b>314 FG Standard</b>									
5 PK	●	806 314 170 534				F6C0845010	F6C0845012	F6C0845014	
5 PK	●	806 314 170 524		F6845009	F6845010	F6845012	F6845014		
5 PK	●	806 314 170 514				F6845F012			
5 PK	●	806 314 170 534						F6C0845014-25	
5 PK	●	806 314 170 524		F6845009-25	F6845010-25	F6845012-25	F6845014-25		
<b>204 RA Standard</b> Right Angle									CA845016-25
25 PK	●	806 204 170 524							
<b>104 HP</b>									
1 PK	●	806 104 170 524			HP845010	HP845012			HP845016

MODIFIED FLAT END TAPER



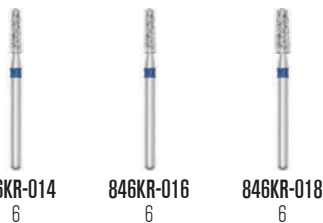
<b>ISO 544</b>		1/10 mm		845KR-016	845KR-018	845KR-025
L mm				4	4	4
<b>314 FG Standard</b>						
5 PK	●	806 314 544 534		F6C0845KR016	F6C0845KR018	F6C0845KR025
5 PK	●	806 314 544 524			F6845KR018	F6845KR025
25 PK	●	806 314 544 534		F6C0845KR016-25		F6C0845KR025-25
25 PK	●	806 314 544 524			F6845KR018-25	F6845KR025-25
<b>313 FG Short</b>						
5 PK	●	806 313 544 534			F6C0845KRS018	

FLAT END TAPER



<b>ISO 171</b>		1/10 mm		846-014	846-016	846-018	846-021
L mm				6	6	6	6
<b>314 FG Standard</b>							
5 PK	●	806 314 171 534		F6C0846014	F6C0846016	F6C0846018	F6C0846021
5 PK	●	806 314 171 524		F6846014	F6846016	F6846018	F6846021
5 PK	●	806 314 171 514		F6846F014	F6846F016		
25 PK	●	806 314 171 534		F6C0846014-25	F6C0846016-25	F6C0846018-25	F6C0846021-25
25 PK	●	806 314 171 524		F6846014-25	F6846016-25	F6846018-25	F6846021-25
25 PK	●	806 314 171 514		F6846F014-25	F6846F016-25		
<b>104 HP</b>							
1 PK	●	806 104 171 524			HP846016		

MODIFIED  
FLAT END  
TAPER



ISO 545  
1/10 mm  
L mm  
314 FG Standard

5 PK ●	806 314 545 534	FGC0846KR014	FGC0846KR016	
5 PK ●	806 314 545 524	FG846KR014	FG846KR016	FG846KR018
25 PK ●	806 314 545 534	FGC0846KR014-25	FGC0846KR016-25	FGC0846KR018-25
25 PK ●	806 314 545 524	FG846KR014-25	FG846KR016-25	FG846KR018-25

FLAT END  
TAPER



ISO 172  
1/10 mm  
L mm  
314 FG Standard

5 PK ●	806 314 172 544		FG847SCO14	FG847SCO16	FG847SCO18	
5 PK ●	806 314 172 534	FGC0847012	FGC0847014	FGC0847016	FGC0847018	FGC0847020
5 PK ●	806 314 172 524	FG847012	FG847014	FG847016	FG847018	FG847021
5 PK ●	806 314 172 514		FG847F014	FG847F016	FG847F018	
25 PK ●	806 314 172 544			FG847SCO16-25		
25 PK ●	806 314 172 534	FGC0847012-25	FGC0847014-25	FGC0847016-25	FGC0847018-25	FGC0847020-25
25 PK ●	806 314 172 524	FG847012-25	FG847014-25	FG847016-25	FG847018-25	FG847021-25
25 PK ●	806 314 172 514		FG847F014-25	FG847F016-25	FG847F018-25	

313 FG Short

5 PK ●	806 313 172 534	FGC0847S014
--------	-----------------	-------------

312 FG Shorter than Short

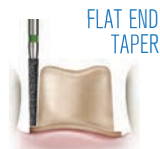
5 PK ●	806 312 172 544	FG847SC014SS	FG847SC016SS
--------	-----------------	--------------	--------------

204 RA Standard

5 PK ●	806 204 172 524	CA847014	CA847016	CA847021
--------	-----------------	----------	----------	----------

104 HP

1 PK ●	806 104 172 524	HP847016	HP847018
--------	-----------------	----------	----------



FLAT END  
TAPER



ISO 172  
1/10 mm  
L mm  
314 FG Standard

5 PK ●	806 314 172 534	FGC0847L014	FGC0847L016
5 PK ●	806 314 172 524	FG847L014	FG847L016
5 PK ●	806 314 172 514	FG847LF014	
25 PK ●	806 314 172 534	FGC0847L014-25	
25 PK ●	806 314 172 524	FG847L014-25	FG847L016-25
25 PK ●	806 314 172 514	FG847LF014-25	FG847LF016-25

MODIFIED  
FLAT END  
TAPER



ISO 546  
1/10 mm  
L mm  
314 FG Standard

5 PK ●	806 314 546 544	FG847KRSC016	FG847KRSC018
5 PK ●	806 314 546 534		FGC0847KR018
5 PK ●	806 314 546 524	FG847KR016	FG847KR018
5 PK ●	806 314 546 514	FG847KRF016	FG847KRF018
25 PK ●	806 314 546 534	FGC0847KR016-25	FGC0847KR018-25
25 PK ●	806 314 546 524	FG847KR016-25	FG847KR018-25
25 PK ●	806 314 546 514	FG847KRF016-25	FG847KRF018-25

313 FG Short

5 PK ●	806 313 546 544	FG847KRSC016
--------	-----------------	--------------

25 PK ●	806 313 546 534	FGC0847KRS016-25
---------	-----------------	------------------

312 FG Shorter than Short

5 PK ●	806 312 546 544	FG847KRSC016SS
--------	-----------------	----------------





FLAT END TAPER

**ISO 173**

1/10 mm

L mm

314 FG Standard

5 PK ●	806 314 173 544	F6848SC016	F6848SC018	
5 PK ●	806 314 173 534	F6C0848016	F6C0848018	F6C0848021
5 PK ●	806 314 173 524	F6848016	F6848018	F6848021
5 PK ●	806 314 173 514	F6848F016	F6848F018	
5 PK ●	806 314 173 504		F6848C018	
5 PK ○	806 314 173 494		F6848CS018	

25 PK ●	806 314 173 544		F6848SC018-25	
25 PK ●	806 314 173 534	F6C0848016-25	F6C0848018-25	F6C0848021-25
25 PK ●	806 314 173 524	F6848016-25	F6848018-25	F6848021-25
25 PK ●	806 314 173 514		F6848F018-25	
25 PK ●	806 314 173 504		F6848C018-25	
25 PK ○	806 314 173 494		F6848CS018-25	

313 FG Short

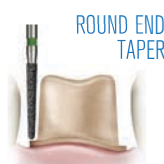
5 PK ●	806 313 173 534		F6848S018
5 PK ●	806 313 173 524	F6848S016	

204 RA Standard Right Angle

5 PK ●	806 204 173 524	CA848016	CA848023
--------	-----------------	----------	----------

104 HP

1 PK ●	806 104 173 524	HP848016	HP848023
--------	-----------------	----------	----------



ROUND END TAPER

**ISO 195**

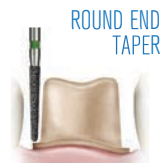
1/10 mm

L mm

314 FG Standard

5 PK ●	806 314 195 534		F6C0849012
5 PK ●	806 314 195 524		F6849012
5 PK ●	806 314 195 514	F6849F011	F6849F012
5 PK ●	806 314 195 504	F6849C011	

25 PK ●	806 314 195 534		F6C0849012-25
25 PK ●	806 314 195 524		F6849012-25
25 PK ●	806 314 195 514	F6849F011-25	F6849F012-25



ROUND END TAPER

**ISO 199**

1/10 mm

L mm

314 FG Standard

5 PK ●	806 314 199 544	F6850SC012	F6850SC014	F6850SC016	F6850SC018	
5 PK ●	806 314 199 534	F6C0850012	F6C0850014	F6C0850016	F6C0850018	F6C0850021
5 PK ●	806 314 199 524	F6850012	F6850014	F6850016	F6850018	F6850021
5 PK ●	806 314 199 514	F6850F012	F6850F014	F6850F016	F6850F018	F6850F021

25 PK ●	806 314 199 544	F6850SC012-25	F6850SC014-25	F6850SC016-25	F6850SC018-25	
25 PK ●	806 314 199 534		F6C0850014-25	F6C0850016-25	F6C0850018-25	F6C0850021-25
25 PK ●	806 314 199 524	F6850012-25	F6850014-25	F6850016-25	F6850018-25	F6850021-25
25 PK ●	806 314 199 514	F6850F012-25	F6850F014-25	F6850F016-25	F6850F018-25	F6850F021-25

313 FG Short

5 PK ●	806 313 199 534		F6C0850S016		
5 PK ●	806 313 199 524		F6850S016	F6850S018	F6850S021

25 PK ●	806 313 199 524			F6850S021-25
---------	-----------------	--	--	--------------

204 RA Standard

5 PK ●	806 204 199 514		CA850F018
--------	-----------------	--	-----------

SAFE END TAPER

**ISO 219**

1/10 mm

L mm

314 FG Standard

5 PK ●	806 314 219 524	F6851010	F6851012	F6851014	F6851016
5 PK ●	806 314 219 514		F6851F012	F6851F014	F6851F016

25 PK ●	806 314 219 524		F6851012-25	F6851014-25	F6851016-25
25 PK ●	806 314 219 514		F6851F014-25	F6851F016-25	



**ISO 164**

1/10 mm

L mm

314 FG Standard

5 PK ● 806 314 164 534	FGC0852010	FGC0852012
5 PK ● 806 314 164 524	FG852010	FG852012
5 PK ● 806 314 164 514		FG852F012
5 PK ● 806 314 164 504		FG852C012
5 PK ○ 806 314 164 494		FG852CS012



**ISO 219**

1/10 mm

L mm

204 RA Standard <sup>Right Angle</sup>

25 PK ● 806 204 219 524	CA853012-25
-------------------------	-------------

853-012

6

**ISO 199**

1/10 mm

L mm

314 FG Standard

5 PK ● 806 314 199 524	FG854016	FG854018
------------------------	----------	----------

854-016

6

854-018

6

**313 FG Short**

5 PK ● 806 313 164 524	FG852S012
------------------------	-----------

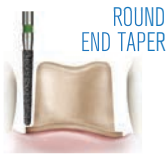
**204 RA Standard <sup>Right Angle</sup>**

5 PK ● 806 204 164 524	CA852023
------------------------	----------

25 PK ● 806 204 164 524	CA853012-25
-------------------------	-------------

**104 HP**

1 PK ● 806 104 164 524	HP852012
------------------------	----------




**ISO 197**

1/10 mm

L mm

314 FG Standard

5 PK ● 806 314 197 544	FG855SC014	FG855SC016	FG855SC018	FG855SC025
5 PK ● 806 314 197 534	FGC0855014	FGC0855016	FGC0855018	FGC0855025
5 PK ● 806 314 197 524	FG855012	FG855014	FG855016	FG855018
5 PK ● 806 314 197 514	FG855F012		FG855F016	FG855F018
25 PK ● 806 314 197 544		FG855SC016-25		FG855SC018-25
25 PK ● 806 314 197 534		FGC0855016-25	FGC0855018-25	FGC0855025-25
25 PK ● 806 314 197 524	FG855012-25	FG855014-25	FG855016-25	FG855018-25
25 PK ● 806 314 197 514	FG855F012-25	FG855F014-25	FG855F016-25	FG855F018-25



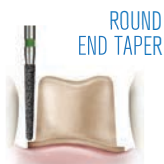
**313 FG Short**

5 PK ● 806 313 197 534	FGC0855S014	
5 PK ● 806 313 197 524		FG855S016

25 PK ● 806 313 197 524		FG855S025-25
-------------------------	--	--------------

**104 HP**

1 PK ● 806 104 197 524	HP855014
------------------------	----------



ROUND  
END TAPER

ISO 198

1/10 mm

L mm

314 FG Standard

5 PK ● 806 314 198 544	F6856SC012	F6856SC014	F6856SC016	F6856SC018	F6856SC020	F6856SC021		F6856SC025
5 PK ● 806 314 198 534	F6C0856012	F6C0856014	F6C0856016	F6C0856018	F6C0856020	F6C0856021		F6C0856025
5 PK ● 806 314 198 524	F6856012	F6856014	F6856016	F6856018		F6856021		F6856025
5 PK ● 806 314 198 514	F6856F012	F6856F014	F6856F016	F6856F018		F6856F021	F6856F023	F6856F024
25 PK ● 806 314 198 544			F6856SC016-25	F6856SC018-25	F6856SC020-25	F6856SC021-25		F6856SC025-25
25 PK ● 806 314 198 534	F6C0856012-25	F6C0856014-25	F6C0856016-25	F6C0856018-25	F6C0856020-25	F6C0856021-25		F6C0856025-25
25 PK ● 806 314 198 524	F6856012-25	F6856014-25	F6856016-25	F6856018-25		F6856021-25		F6856025-25
25 PK ● 806 314 198 514	F6856F012-25	F6856F014-25	F6856F016-25	F6856F018-25		F6856F021-25	F6856F023-25	F6856F024-25

313 FG Short

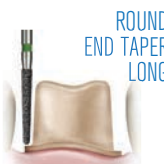
5 PK ● 806 313 198 544	F6C0856S012	F6C0856S014	F6856SC016SS
5 PK ● 806 313 198 534			F6C0856S016
● 806 313 198 524			F6856S016

204 RA Standard Right Angle

5 PK ● 806 204 198 524		CA856016
------------------------	--	----------

104 HP

1 PK ● 806 104 198 524		HP856016
------------------------	--	----------



ROUND  
END TAPER  
LONG

ISO 198

1/10 mm

L mm

314 FG Standard

5 PK ● 806 314 198 544	F6856LSC014	F6856LSC016	F6856LSC018
5 PK ● 806 314 198 534	F6C0856L014	F6C0856L016	F6C0856L018
5 PK ● 806 314 198 524	F6856L014	F6856L016	F6856L018
5 PK ● 806 314 198 514	F6856LF014	F6856LF016	F6856LF018
25 PK ● 806 314 198 544	F6856LSC014-25	F6856LSC016-25	F6856LSC018-25
25 PK ● 806 314 198 534	F6C0856L014-25	F6C0856L016-25	F6C0856L018-25
25 PK ● 806 314 198 524	F6856L014-25	F6856L016-25	F6856L018-25
25 PK ● 806 314 198 514	F6856LF014-25	F6856LF016-25	F6856LF018-25

SAFE END TAPER-  
BATT BUR

ISO 220

1/10 mm

L mm

314 FG Standard

5 PK ● 806 314 220 524	857-014	857-016
	10	10
25 PK ● 806 314 220 524	F6857014	F6857016
	F6857014-25	F6857016-25

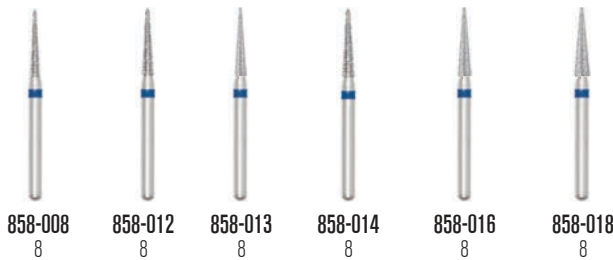


**ISO 165**

1/10 mm

L mm

314 FG Standard



5 PK ● 806 314 165 544					FG858SCD14		
5 PK ● 806 314 165 534					FGC0858014	FGC0858016	FGC0858018
5 PK ● 806 314 165 524	FG858008	FG858012	FG858013	FG858014	FG858016	FG858018	
5 PK ● 806 314 165 514	FG858F008		FG858F013	FG858F014	FG858F016		
5 PK ● 806 314 165 504	FG858C008					FG858C014	

25 PK ● 806 314 165 544					FG858SCD14-25		
25 PK ● 806 314 165 534					FGC0858014-25	FGC0858016-25	FGC0858018-25
25 PK ● 806 314 165 524	FG858008-25	FG858012-25	FG858013-25	FG858014-25	FG858016-25	FG858018-25	
25 PK ● 806 314 165 514	FG858F008-25		FG858F013-25	FG858F014-25	FG858F016-25		
25 PK ● 806 314 165 504	FG858C008-25					FG858C014-25	

**313 FG Short**

25 PK ● 806 313 165 534	FGC0858S014-25
25 PK ● 806 313 165 524	FG858S014-25

**204 RA Standard** Right Angle

5 PK ● 806 204 165 524	CA858014	CA858016
5 PK ● 806 204 165 514	CA858F014	

**104 HP**

1 PK ● 806 104 165 524	HP858014	HP858016
------------------------	----------	----------

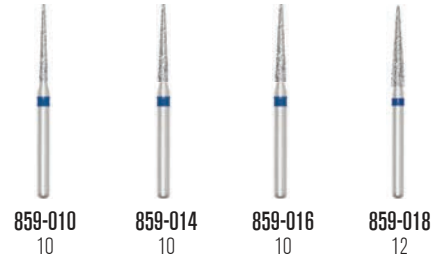


**ISO 167**

1/10 mm

L mm

314 FG Standard



5 PK ● 806 314 167 534	FGC0859010	FGC0859014	FGC0859016	FGC0859018
5 PK ● 806 314 167 524	FG859010	FG859014	FG859016	FG859018
5 PK ● 806 314 167 514	FG859F010	FG859F014	FG859F016	FG859F018
5 PK ● 806 314 167 504		FG859C014	FG859C016	FG859C018
5 PK ○ 806 314 167 494		FG859CS014	FG859CS016	

25 PK ● 806 314 167 534	FGC0859010-25	FGC0859014-25	FGC0859016-25	FGC0859018-25
25 PK ● 806 314 167 524	FG859010-25	FG859014-25	FG859016-25	FG859018-25
25 PK ● 806 314 167 514	FG859F010-25	FG859F014-25	FG859F016-25	FG859F018-25
25 PK ● 806 314 167 504		FG859C014-25	FG859C016-25	FG859C018-25
25 PK ○ 806 314 167 494	FG859CS010-25	FG859CS014-25	FG859CS016-25	

**313 FG Short**

5 PK ● 806 313 167 524	FG859S010
------------------------	-----------

25 PK ● 806 313 167 534	FGC0859S014-25
25 PK ● 806 313 167 524	FG859S010-25

**204 RA Standard** Right Angle

5 PK ● 806 204 167 514	CA859018
5 PK ● 806 204 167 504	CA859F018
5 PK ○ 806 204 167 494	CA859C018

25 PK ● 806 204 167 534	CA859C018-25
-------------------------	--------------

**104 HP**

1 PK ● 806 104 167 524	HP859016	HP859018
------------------------	----------	----------

**LONG NEEDLE**

**ISO 222**

1/10 mm

L mm

314 FG Standard

859R-016  
10

5 PK ● 806 314 222 524	FG859R016
5 PK ● 806 314 222 514	FG859RF016

25 PK ● 806 314 222 524	FG859R016-25
25 PK ● 806 314 222 514	FG859RF016-25



**ISO 247**

1/10 mm

L mm

**314 FG Standard**

5 PK ●	806 314 247 534	FGC0860010		FGC0860014	FGC0860016
5 PK ●	806 314 247 524	FG860010	FG860012	FG860014	FG860016
5 PK ●	806 314 247 514		FG860F012		
5 PK ●	806 314 247 504		FG860C012		
5 PK ○	806 314 247 494		FG860CS012		

25 PK ●	806 314 247 534		FGC0860014-25		
25 PK ●	806 314 247 524		FG860012-25	FG860014-25	FG860016-25
25 PK ●	806 314 247 504		FG860C012-25		

**204 RA Standard** Right Angle

5 PK ●	806 204 247 524	CA860010			
5 PK ●	806 204 247 514		CA860F012		

**104 HP**

1 PK ●	806 104 247 524		HP860012	HP860014	
--------	-----------------	--	----------	----------	--



**ROUND END CYLINDER**

**ISO 248**

1/10 mm

L mm

**314 FG Standard**

5 PK ●	806 314 248 534		861-012	861-016	FGC0861016
5 PK ●	806 314 248 524	FG861012			FG861016
25 PK ●	806 314 248 534				FGC0861016-25
25 PK ●	806 314 248 524	FG861012-25			FG861016-25

**104 HP**

1 PK ●	806 104 248 524				HP861016
--------	-----------------	--	--	--	----------



**ISO 249**

1/10 mm

L mm

**314 FG Standard**

5 PK ●	806 314 249 544		FG862SC012	FG862SC014	FG862SC016	
5 PK ●	806 314 249 534	FGC0862010	FGC0862012	FGC0862014	FGC0862016	
5 PK ●	806 314 249 524	FG862010	FG862012	FG862014	FG862016	FG862017
5 PK ●	806 314 249 514	FG862F010	FG862F012	FG862F014	FG862F016	FG862F017
5 PK ●	806 314 249 504	FG862C010	FG862C012	FG862C014		
5 PK ○	806 314 249 494		FG862CS012	FG862CS014		

25 PK ●	806 314 249 534		FGC0862014-25	FGC0862016-25		
25 PK ●	806 314 249 524		FG862012-25	FG862014-25	FG862016-25	FG862017-25
25 PK ●	806 314 249 514		FG862F012-25	FG862F014-25	FG862F016-25	FG862F017-25
25 PK ●	806 314 249 504	FG862C010-25	FG862C012-25	FG862C014-25		

**313 FG Short**


5 PK ●	806 313 249 544		FG862SCS012			
--------	-----------------	--	-------------	--	--	--

**312 FG Shorter than Short**

5 PK ●	806 312 249 544		FG862SC012SS			
5 PK ●	806 312 249 534		FGC0862SS012			

**104 HP**

1 PK ●	806 104 249 524			HP862014		
--------	-----------------	--	--	----------	--	--



**ISO 249**

1/10 mm

L mm

**314 FG Standard**

5 PK ●	806 314 249 534		862L-018		FGC0862L018
5 PK ●	806 314 249 524				FG862L018
5 PK ●	806 314 249 514				FG862LF018
25 PK ●	806 314 249 524				FG862L018-25

FLAT END CYLINDER



ISO 250

1/10 mm

L mm

314 FG Standard

5 PK ●	806 314 250 534	FGC0863012	FGC0863014	FGC0863016	FGC0863018
5 PK ●	806 314 250 524	FG863012	FG863014	FG863016	FG863018
5 PK ●	806 314 250 514	FG863F012	FG863F014	FG863F016	FG863F018

25 PK ●	806 314 250 534		FG0863014-25	FGC0863016-25	FGC0863018-25
25 PK ●	806 314 250 524	FG863012-25	FG863014-25	FG863016-25	FG863018-25
25 PK ●	806 314 250 514			FG863F016-25	FG863F018-25

313 FG Short

5 PK ●	806 313 250 524	FG863S012	FG863S014	FG863S016
--------	-----------------	-----------	-----------	-----------

204 RA Standard

5 PK ●	806 204 250 524			CA863018
--------	-----------------	--	--	----------

104 HP

1 PK ●	806 104 250 524		HP863014	HP863018
--------	-----------------	--	----------	----------

POINTED FOOTBALL



ISO 243

1/10 mm

L mm

314 FG Standard

5 PK ●	806 314 243 534	FGC0868016	FGC0868018	FGC0868021	FGC0868024
5 PK ●	806 314 243 524	FG868016	FG868018	FG868021	FG868024
5 PK ●	806 314 243 514	FG868F016	FG868F018	FG868F022	FG868F023
5 PK ●	806 314 243 504	FG868C016	FG868C018	FG868C021	FG868C023
5 PK ○	806 314 243 494	FG868CS016	FG868CS018	FG868CS021	

25 PK ●	806 314 243 534	FGC0868016-25	FGC0868018-25	FGC0868021-25	FGC0868024-25
25 PK ●	806 314 243 524	FG868016-25	FG868018-25	FG868021-25	FG868024-25
25 PK ●	806 314 243 514	FG868F016-25	FG868F018-25	FG868F022-25	FG868F023-25
25 PK ●	806 314 243 504	FG868C016-25	FG868C018-25	FG868C021-25	FG868C023-25
25 PK ○	806 314 243 494	FG868CS016-25	FG868CS018-25	FG868CS021-25	

204 RA Standard Right Angle

5 PK ●	806 204 243 524		CA868018	CA868024
5 PK ●	806 204 243 514		CA868F018	
5 PK ●	806 204 243 504		CA868C018	
5 PK ○	806 204 243 494		CA868CS018	

CURETTAGE



ISO 296

1/10 mm

L mm

314 FG Standard

5 PK ●	806 314 296 524	FG876K012
--------	-----------------	-----------

MODIFIED BEVELED CYLINDER



ISO 288

1/10 mm

L mm

314 FG Standard

5 PK ●	806 314 288 534	FGC0877010	FGC0877012
5 PK ●	806 314 288 524	FG877010	FG877012
5 PK ●	806 314 288 514	FG877F010	FG877F012

25 PK ●	806 314 288 524		FG877012-25
---------	-----------------	--	-------------

204 RA Standard Right Angle

5 PK ●	806 204 288 524	CA877012
--------	-----------------	----------

CURETTAGE



ISO 297

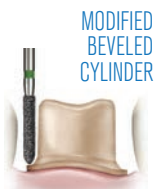
1/10 mm

L mm

314 FG Standard

5 PK ●	806 314 297 534		FGC0877K016
5 PK ●	806 314 297 524	FG877K012	FG877K014
5 PK ●	806 314 297 514		FG877KF014

25 PK ●	806 314 297 534		FGC0877K016-25
25 PK ●	806 314 297 524	FG877K012-25	FG877K014-25
25 PK ●	806 314 297 514		FG877KF016-25



MODIFIED BEVELED CYLINDER

ISO 289

1/10 mm

L mm

314 FG Standard

5 PK ●	806 314 289 534	F6C0878012	F6C0878014	F6C0878016
5 PK ●	806 314 289 524	F6878012	F6878014	F6878016
5 PK ●	806 314 289 514	F6878F012	F6878F014	F6878F016

25 PK ●	806 314 289 534			F6C0878016-25
25 PK ●	806 314 289 524	F6878012-25	F6878014-25	F6878016-25
25 PK ●	806 314 289 514	F6878F012-25		F6878F016-25

204 RA Standard Right Angle

5 PK ●	806 204 289 524	CA878012	CA878014
--------	-----------------	----------	----------



CURETTAGE

ISO 298

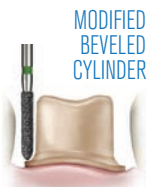
1/10 mm

L mm

314 FG Standard

5 PK ●	806 314 298 544		F6878KSC014	F6878KSC016	F6878KSC018
5 PK ●	806 314 298 534	F6C0878K012	F6C0878K014	F6C0878K016	F6C0878K018
5 PK ●	806 314 298 524	F6878K012	F6878K014	F6878K016	F6878K018
5 PK ●	806 314 298 514	F6878KF012	F6878KF014	F6878KF016	F6878KF018

25 PK ●	806 314 298 544		F6878KSC014-25	F6878KSC016-25	F6878KSC018-25
25 PK ●	806 314 298 534	F6C0878K012-25	F6C0878K014-25	F6C0878K016-25	F6C0878K018-25
25 PK ●	806 314 298 524	F6878K012-25	F6878K014-25	F6878K016-25	F6878K018-25
25 PK ●	806 314 298 514	F6878KF012-25	F6878KF014-25		F6878KF018-25



MODIFIED BEVELED CYLINDER

ISO 290

1/10 mm

L mm

314 FG Standard

5 PK ●	806 314 290 534	F6C0879012	F6C0879014	F6C0879016
5 PK ●	806 314 290 524	F6879012	F6879014	F6879016
5 PK ●	806 314 290 514	F6879F012	F6879F014	F6879F016

25 PK ●	806 314 290 534		F6C0879014-25	
25 PK ●	806 314 290 524	F6879012-25	F6879014-25	F6879016-25
25 PK ●	806 314 290 514	F6879F012-25	F6879F014-25	F6879F016-25

204 RA Standard Right Angle

5 PK ●	806 204 290 524	CA879014
--------	-----------------	----------



CURETTAGE

ISO 299

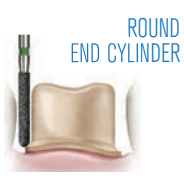
1/10 mm

L mm

314 FG Standard

5 PK ●	806 314 299 534	F6C0879K012	F6C0879K014	F6C0879K016		F6C0879K018	F6C0879K021
5 PK ●	806 314 299 524	F6879K012	F6879K014	F6879K016	F6879K017	F6879K018	F6879K021
5 PK ●	806 314 299 514	F6879KF012	F6879KF014	F6879KF016	F6879KF017	F6879KF018	F6879KF021

25 PK ●	806 314 299 534			F6C0879K016-25		F6C0879K018-25	F6C0879K021-25
25 PK ●	806 314 299 524	F6879K012-25	F6879K014-25	F6879K016-25	F6879K017-25	F6879K018-25	F6879K021-25
25 PK ●	806 314 299 514	F6879KF012-25		F6879KF016-25	F6879KF017-25		



ROUND END CYLINDER

ISO 140

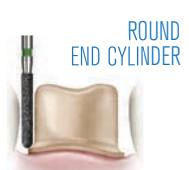
1/10 mm

L mm

314 FG Standard

5 PK ●	806 314 140 534	F6C0880010	F6C0880012	F6C0880014	F6C0880021
5 PK ●	806 314 140 524	F6880010	F6880012	F6880014	F6880021
5 PK ●	806 314 140 514	F6880F010	F6880F012	F6880F014	

25 PK ●	806 314 140 534		F6C0880012-25		
25 PK ●	806 314 140 524	F6880010-25	F6880012-25	F6880014-25	F6880021-25
25 PK ●	806 314 140 514		F6880F012-25	F6880F014-25	



**ROUND END CYLINDER**  
ISO 141  
1/10 mm  
L mm  
314 FG Standard



5 PK ● 806 314 141 544					F6881SC016	F6881SC018
5 PK ● 806 314 141 534	F6C0881009		F6C0881012	F6C0881014	F6C0881016	F6C0881018
5 PK ● 806 314 141 524		F6881010	F6881012	F6881014	F6881016	F6881018
5 PK ● 806 314 141 514		F6881F010	F6881F012	F6881F014	F6881F016	F6881F018
5 PK ● 806 314 141 504					F6881C016	
25 PK ● 806 314 141 534	F6C0881009-25		F6C0881012-25	F6C0881014-25	F6C0881016-25	F6C0881018-25
25 PK ● 806 314 141 524		F6881010-25	F6881012-25	F6881014-25	F6881016-25	F6881018-25
25 PK ● 806 314 141 514		F6881F010-25	F6881F012-25		F6881F016-25	
25 PK ● 806 314 141 504					F6881C016-25	



**ROUND END CYLINDER**  
ISO 142  
1/10 mm  
L mm  
314 FG Standard



5 PK ● 806 314 142 534	F6C0882016
5 PK ● 806 314 142 524	F6882010
25 PK ● 806 314 142 524	F6882010-25

**SPECIALITY SHAPES**

ISO 539  
1/10 mm  
L mm  
314 FG Standard



5 PK ● 806 314 539 534	F6C0883010	
5 PK ● 806 314 539 524	F6883007	F6883010
5 PK ● 806 314 539 514	F6883F007	
25 PK ● 806 314 539 534	F6C0883010-25	
25 PK ● 806 314 539 524	F6883007-25	F6883010-25
25 PK ● 806 314 539 514	F6883F007-25	



**BEVELED CYLINDER**  
ISO 129  
1/10 mm  
L mm  
314 FG Standard



5 PK ● 806 314 129 534	F6C0884012	
5 PK ● 806 314 129 524	F6884010	F6884012
5 PK ● 806 314 129 514	F6884F012	
25 PK ● 806 314 129 524	F6884010-25	F6884012-25



**BEVELED CYLINDER**  
ISO 130  
1/10 mm  
L mm  
314 FG Standard



5 PK ● 806 314 130 544	F6885SC014			
5 PK ● 806 314 130 534	F6C0885010	F6C0885012	F6C0885014	F6C0885016
5 PK ● 806 314 130 524	F6885010	F6885012	F6885014	F6885016
5 PK ● 806 314 130 514		F6885F012	F6885F014	F6885F016
5 PK ● 806 314 130 504		F6885C012		F6885C016
25 PK ● 806 314 130 534	F6C0885010-25	F6C0885012-25	F6C0885014-25	
25 PK ● 806 314 130 524	F6885010-25	F6885012-25	F6885014-25	F6885016-25
25 PK ● 806 314 130 514		F6885F012-25	F6885F014-25	



**MODIFIED BEVELED CYLINDER**  
ISO 130  
1/10 mm  
L mm  
314 FG Standard



25 PK ● 806 314 130 514	F6885KF020-25
-------------------------	---------------





BEVELED CYLINDER


**ISO 131**

1/10 mm

L mm

314 FG Standard

5 PK ●	806 314 131 534	FGC0886012	FGC0886014	FGC0886016
5 PK ●	806 314 131 524	FG886012	FG886014	FG886016
5 PK ●	806 314 131 514	FG886F012	FG886F014	FG886F016
25 PK ●	806 314 131 524	FG886012-25	FG886014-25	FG886016-25



FLAME

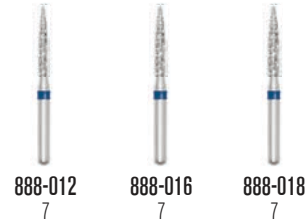
**ISO 496**

1/10 mm

L mm

314 FG Standard

5 PK ●	806 314 496 544	FG888SC012		
5 PK ●	806 314 496 534	FGC0888012	FGC0888016	
5 PK ●	806 314 496 524	FG888012	FG888016	FG888018
5 PK ●	806 314 496 514	FG888F012		
5 PK ●	806 314 496 504	FG888C012		
25 PK ●	806 314 496 534	FGC0888012-25		
25 PK ●	806 314 496 524	FG888012-25	FG888016-25	FG888018-25
25 PK ●	806 314 496 514	FG888F012-25		



SPECIALITY SHAPES

**ISO 540**

1/10 mm

L mm

314 FG Standard

5 PK ●	806 314 540 534	FGC0889010
5 PK ●	806 314 540 524	FG889010
5 PK ●	806 314 540 514	FG889F010
25 PK ●	806 314 540 534	FGC0889010-25
25 PK ●	806 314 540 524	FG889010-25
25 PK ●	806 314 540 514	FG889F010-25



ACORN



**ISO 031**

1/10 mm

L mm

314 FG Standard

5 PK ●	806 314 031 524	FG905023	FG905027	FG905031
5 PK ●	806 314 031 514	FG905F023	FG905F027	FG905F031
25 PK ●	806 314 031 524	FG905023-25	FG905027-25	FG905031-25
25 PK ●	806 314 031 514	FG905F023-25	FG905F027-25	



WHEEL

**ISO 068**

1/10 mm

L mm

314 FG Standard

5 PK ●	806 314 068 544			FG909SC040	FG909SC042
5 PK ●	806 314 068 534	FGC0909031	FGC0909033	FGC0909035	FGC0909042
5 PK ●	806 314 068 524	FG909031		FG909035	FG909040
5 PK ●	806 314 068 514			FG909F035	FG909F040
25 PK ●	806 314 068 534	FGC0909031-25	FGC0909033-25	FGC0909035-25	FGC0909042-25
25 PK ●	806 314 068 524	FG909031-25		FG909035-25	FG909040-25
25 PK ●	806 314 068 514			FG909F035-25	FG909F040-25



104 HP

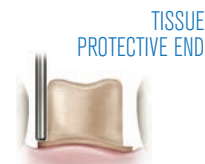
1 PK ●	806 104 068 524				HP909055
--------	-----------------	--	--	--	----------



<b>ISO 150</b>				
1/10 mm	10839-010	10839-012	10839-014	10839-016
L mm	0.4	0.4	0.4	0.4

314 FG Standard  
**5 PK** ● 806 314 150 524 FG10839010 FG10839012 FG10839014 FG10839016

**25 PK** ● 806 314 150 524 FG10839010-25 FG10839012-25 FG10839014-25 FG10839016-25



<b>ISO 150</b>	
1/10 mm	10839L-010
L mm	0.4

314 FG Standard  
**5 PK** ● 806 314 150 524 FG10839L010

**25 PK** ● 806 314 150 524 FG10839L010-25

PROSTHESIS  
CYLINDER AND CONE

<b>ISO</b>				
1/10 mm	BR1 016	BR2 018	BR3 018	BR4 020
L mm	7	10	8	10

314 FG Standard  
**5 PK** ● 806 314 524 FGBR1016 FGBR2018 FGBR3018 FGBR4020

**25 PK** ● 806 314 524 FGBR1016-25 FGBR2018-25 FGBR3018-25



<b>ISO 141</b>					
1/10 mm	KS03	KS13	KS23	KS33	KS35
L mm	KS-009 7	KS-012 7	KS-014 8	KS-015 8	KS-016 8

314 FG Standard  
**5 PK** ● 806 314 141 544 FGKS03SC009 FGKS13SC012 FGKS23SC014 FGKS33SC015 FGKS35SC016

**25 PK** ● 806 314 141 544 FGKS03SC009-25 FGKS13SC012-25 FGKS23SC014-25 FGKS33SC015-25 FGKS35SC016-25

FINISHING



<b>ISO 216</b>					
<b>ISO 217</b>					
<b>ISO 218</b>					
<b>ISO 219</b>					
1/10 mm	SE3	SE4	SE6	SE8	SE9
L mm	SE-010 216 3	SE-012 217 4	SE-016 218 6	SE-016 218 8	SE-016 219 9

314 FG Standard  
**5 PK** ● 806 314 514 FGSE3F010 FGSE4F012 FGSE6F016 FGSE8F016 FGSE9F016  
**5 PK** ● 806 314 504 FGSE3C010 FGSE4C012 FGSE6C016 FGSE8C016 FGSE9C016

**25 PK** ● 806 314 514 FGSE3F010-25 FGSE4F012-25 FGSE6F016-25 FGSE8F016-25 FGSE9F016-25  
**25 PK** ● 806 314 504 FGSE3C010-25 FGSE4C012-25 FGSE6C016-25 FGSE8C016-25 FGSE9C016-25

# TDA® Turbo-Double Action Diamond Instruments

High cutting efficiency means reduced chair time!

**TDA®**  
DIAMOND INSTRUMENTS  
TURBO DOUBLE ACTION  
FG • 5 PACK • BULK 25 PACK

## Fast, Efficient Gross Reduction and Simultaneous Finishing

The TDA®'s patented spiral-channel design allows for rapid, non-traumatic gross reduction and also reduces the need and time for separate finishing.

Here's why. The blade-like channel edges of the TDA® increase cutting speed by chipping enamel and dentin away followed by the immediate abrasive action of the diamond particles which smooth the fresh cut surface. (Fig.1)

## Self-Removal of Debris

The spiral-channel design of the TDA® directs a "turbo" flow of cool, lubricating water spray from the high-speed handpiece through the spiral channels to flush away debris and prevent clogging. This feature helps reduce drag on the handpiece and result in more rapid and efficient tooth reduction. (Fig. 2&3)

## Rapid Heat Dissipation: Less Tooth Trauma

The opposing spiral channels are essential to creating cooler cutting.

When the TDA® is activated with a high-speed handpiece the rotational forces recover the water spray and convey it to the working point along the spiral channel groves. This allows longer contact of the cooling spray with the tooth and the instrument, thereby creating a more efficient thermal exchange.

The result is cooler cutting less tooth trauma and improved diamond life.

Point of Penetration  
(Blade-like channel edges)

Leveling Area  
(Medium Grit Diamond Particles)

Point of Penetration  
(Blade-like channel edges)



Cross Channels...  
Flush debris and  
reduce clogging for  
a faster, cooler cut.

Fig. 1

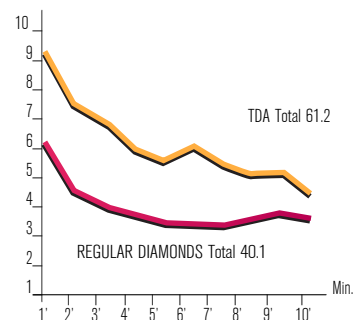


Fig. 2

Penetration (mm.) from 0 to 10 minutes.

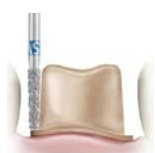
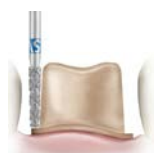
Pressure: 200 G.  
Material: glass  
Cooling: water  
RPM: 324,000



Fig. 3

Material removed (mm<sup>3</sup>) in 10 minutes.

Pressure: 200 G.  
Material: glass  
Cooling: water  
RPM: 324,000

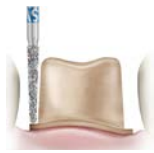
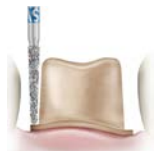


**847**

Diameter mm	016	018	020	024
Head Length mm	8	8	8	8
• 847 FG Standard	016	018	020	024
<b>5 PACK</b>	TD847016	TD847018	TD847020	TD847024
<b>BULK 25 PACK</b>	TD847016-25	TD847018-25	TD847020-25	TD847024-25
Applications	SP	SP	SP	SP

**848**

Diameter mm	020
Head Length mm	10
• 848 FG Standard	020
<b>5 PACK</b>	TD848020
<b>BULK 25 PACK</b>	TD848020-25
Applications	SP

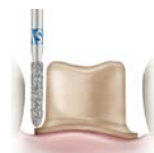


**849**

Diameter mm	012	018	022
Head Length mm	4	4	4
• 849 FG Standard	012	018	022
<b>5 PACK</b>	TD849012	TD849018	TD849022
<b>BULK 25 PACK</b>	-	TD849018-25	TD849022-25
Applications	BC	CP	CP

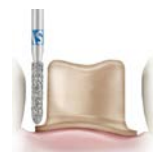
**854**

Diameter mm	018
Head Length mm	10
• 854 FG Standard	018
<b>5 PACK</b>	TD854018
<b>BULK 25 PACK</b>	TD854018-25
Applications	CP



**855**

Diameter mm	014	018	023
Head Length mm	6	6	6
• 855 FG Standard	014	018	023
<b>5 PACK</b>	TD855014	TD855018	TD855023
<b>BULK 25 PACK</b>	TD855014-25	TD855018-25	TD855023-25
Applications	BC	CP	CP



**856**

Diameter mm	016	018	020	024
Head Length mm	8	8	8	8
• 856 FG Standard	016	018	020	024
<b>5 PACK</b>	TD856016	TD856018	TD856020	TD856024
<b>BULK 25 PACK</b>	TD856016-25	TD856018-25	TD856020-25	TD856024-25
Applications	BC	CP	CP	CP

**868**

Diameter mm	018	024
Head Length mm	5	5
• 868 FG Standard	018	024
<b>5 PACK</b>	TD868018	TD868024
<b>BULK 25 PACK</b>	TD868018-25	TD868024-25
Applications	OL	OL

**877**

Diameter mm	014
Head Length mm	6
• 877K FG Standard	014
<b>5 PACK</b>	TD877014
Applications	MC

**APPLICATIONS:**

BC: Break Contact  
CP: Chamfer Prep

SP: Shoulder Prep  
MC: Modified Chamfer

OL: Occlusal/Lingual  
BP: Bevel Prep

# TDA®

DIAMOND INSTRUMENTS  
TURBO DOUBLE ACTION

FG • 5 PACK • BULK 25 PACK



**878**

Diameter mm	016
Head Length mm	8
• 878 FG Standard	016
<b>5 PACK</b>	TD878016
<b>BULK 25 PACK</b>	TD878016-25
Applications	MC



**878K**

Diameter mm	016	018	020
Head Length mm	8	8	8
• 878K FG Standard	016	018	020
<b>5 PACK</b>	TD878K016	TD878K018	TD878K020
<b>BULK 25 PACK</b>	TD878K016-25	TD878K018-25	TD878K020-25
Applications	MC	MC	MC



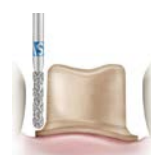
**879**

Diameter mm	018
Head Length mm	10
• 878 FG Standard	018
<b>5 PACK</b>	TD879018
Applications	MC



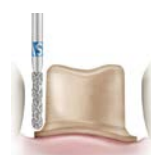
**880**

Diameter mm	014
Head Length mm	6
• 880 FG Standard	014
<b>5 PACK</b>	TD880014
<b>BULK 25 PACK</b>	TD880014-25
Applications	CP



**881**

Diameter mm	016
Head Length mm	8
• 881 FG Standard	016
<b>5 PACK</b>	TD881016
<b>BULK 25 PACK</b>	TD881016-25
Applications	CP



**882**

Diameter mm	018
Head Length mm	10
• 882 FG Standard	018
<b>5 PACK</b>	TD882018
<b>BULK 25 PACK</b>	TD882018-25
Applications	CP



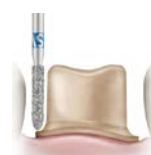
**885**

Diameter mm	012	016
Head Length mm	8	8
• 885 FG Standard	016	016
<b>5 PACK</b>	TD885012	TD885016
<b>BULK 25 PACK</b>	TD885012-25	TD885016-25
Applications	BP	BP



**885K**

Diameter mm	020
Head Length mm	8
• 885K FG Standard	020
<b>5 PACK</b>	TD885K020
Applications	BP



**886K**

Diameter mm	023
Head Length mm	10
• 886 FG Standard	023
<b>5 PACK</b>	TD886K023
Applications	BP

**APPLICATIONS:**

**BC:** Break Contact  
**CP:** Chamfer Prep

**SP:** Shoulder Prep  
**MC:** Modified Chamfer

**OL:** Occlusal/Lingual  
**BP:** Bevel Prep

# TDA® Technique Tips:

How to produce a bevel, shoulder or chamfer preparation with one or two instruments.

**The Goal:** Uniform Finish Lines Result in Precision-Fit Restorations

**The Procedure:**

## 1. Match the instrument to the task

The shape of the tooth preparation is determined by the shape of the TDA® Diamond Instrument that is used. For each type of crown preparation (i.e., bevel, shoulder, or chamfer) select the appropriate shape of TDA® Diamond.

## 2. Measure the preparation depth easily

The amount of tooth structure to be removed is determined by cutting to a depth equal to one half the diameter of the TDA Diamond. Select the size TDA Diamond having a diameter at least equal to twice the depth of the preparation required (when measured at the gingival margin)

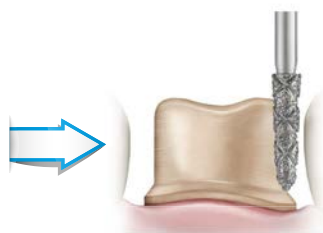
## 3. Measure the preparation depth easily

As a first step, to assure no trauma to surrounding gingival tissue, begin all preparations at the gingival margin are with a 50° bevel angle using the TDA Diamond 885K 020. Then resume preparations for shoulder (90° angle) or chamfer or bevel (50° angle) with the appropriate size and shape TDA Diamond.

**The Technique:**

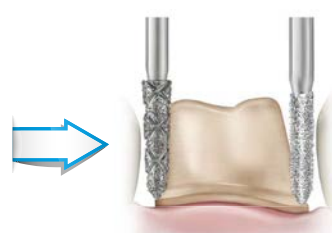
### Create a bevel (50° angle)

1. For a bevel finish line (50° angle) position the tip of the TDA Diamond FG 885K 020.




### Finish the (50° angle)

2. Finish with TDA Diamond FG 885KF 020



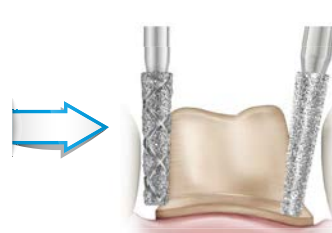
### Create a shoulder (90° angle)

1. For a shoulder preparation (90° angle) use the "flat end" TDA Diamond 847-020 to complete the angle after creating a bevel with a FG 885K 020.



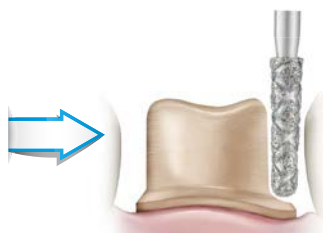
### Finishing the (90° angle)

2. Finish with TDA Diamond FG 847F 020.



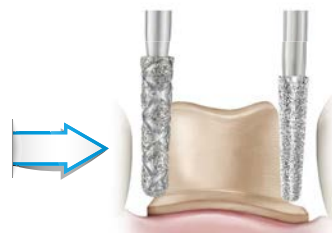
### Create a chamfer

1. For a chamfer preparation use the "round end" TDA Diamond FG 856-020 to complete the chamfer finish line after creating a bevel with the FG 885K-020



### Finishing the (90° angle)

2. Finish with TDA Diamond FG 856F-021.



# MULTI-USE DIAMOND

## INSTRUCTIONS FOR USE

### Description

Dental diamond instruments are made of a single piece of hardness stainless steel, coated with diamonds, for dental clinic applications.

### SAFETY IN USE - Read precautions carefully:

- The device is to be used on the instruction of and by a dentist or other licensed practitioner. Rx only.
- Clean and sterilize burs in accordance with the directions below before first use and before each reuse.
- Always wear gloves when handling contaminated instruments.
- Eye protection must be worn to protect against ejected particles.
- Surgical masks must be worn to avoid inhalation of any aerosol or dust generated.
- Ensure that the bur is securely gripped in the handpiece collet.
- Do not use worn-out diamonds.
- Maintain handpieces in good working order and correctly lubricated.
- Do not exceed the maximum speeds tabulated in this leaflet.
- Do not apply excessive pressure on the diamond.
- Avoid removing the diamond at too sharp an angle to avoid leverage and breakage.
- Move the diamond continuously when in use to avoid localized heating and/or damage to the diamond.
- Read carefully the labels on the packaging.

### DIAMOND INSTRUMENT - guidance for maximum RPM:

Instrument head diameter 01/10 (mm) - ISO	Maximum permissible speed (RPM)	Recommended operational speed (RPM)
007- 010	450,000	100,000 -220,000
012 -014	450,000	70,000 - 220,000
016 -018	450,000	55,000 - 160,000
021 -023	300,000	40,000 - 120,000
025-027	160,000	35,000 - 110,000
029 -031	140,000	30,000 - 95,000
033-040	120,000	25,000 - 75,000
042-050	95,000	15,000 - 60,000

### INSTRUCTIONS FOR CLEANING AND STERILIZING DENTAL ROTARY INSTRUMENTS

Multi-Use Diamonds are available non-sterile. Non-sterile burs are recommended to be cleaned and sterilized before first use and each subsequent use.

## Containment at the Point of Use

- Delay between use and reprocessing must be kept to a minimum.
- Keep the unclean diamonds immersed in the cleaning/disinfecting agent in accordance with its manufacturer's instructions, but in any event do not exceed 12 hours.
- Caution: Do not leave diamonds immersed in disinfectants that have a fixative action (such as aldehyde based products) unless the diamonds have been thoroughly cleaned first.

### CLEANING, DRYING AND INSPECTION PROCEDURE MANUAL CLEANING:

- 1) Rinse the diamond under running cold water and, keeping them immersed, brush thoroughly away from the body using a neutral cleaning or cleaning/disinfecting agent labeled for use on dental diamond or other similar types of medical instruments, following the manufacturer's instructions.
- 2) Care should be taken to avoid spreading contaminants by spraying or splashing during the brushing process.
- 3) Wire brushes must be used with caution, as brass particles may result in galvanic corrosion and steel particles may cause discoloration of stainless steel.
- 4) After cleaning, inspect the diamonds, preferably with the aid of magnification, to ensure that all contamination has been removed. Repeat the cleaning process if necessary.
- 5) Dry the diamonds using paper toweling or dry heat not exceeding 140°C.
- 6) Inspect the diamonds with the aid of magnification if necessary and discard any damaged or corroded instruments.

## Automated Cleaning

Cleaning by means of an automated washer disinfector: Any cleansing and disinfecting agents used must be compatible with the materials used in the dental diamond, otherwise accelerated corrosion or other damage may occur. The washer disinfector and the cleaning agent manufacturers' instructions must be followed if using an autoclave with a pre-vacuum cycle, pack the diamonds in dedicated instrument trays or pouches validated for steam sterilization.

If using an autoclave without a pre-vacuum cycle, the diamonds should not be packed or wrapped but should be contained in dedicated diamonds stands with perforated lids.

NOTE: Local legislation may require that diamonds are wrapped in pouches for processing in either type of autoclave.

## Sterilization

Follow the autoclave manufacturer's instructions to sterilize the diamonds. In particular, care must be taken not to exceed the maximum recommended load for the autoclave.

Manufacturer has validated steam sterilization in an autoclave without a pre-vacuum cycle (gravity displacement type) for a holding time of six minutes at a temperature of 134 °C. The holding time is the minimum time for which the minimum temperature is sustained.

NOTE: Local infection control practice may recommend a different combination of holding time and temperature.

## Storage

The diamonds should be stored in the dry sterilization container (bur stand or pouch) until required. Storage should be in dry, clean conditions and at ambient temperature.

## Validation of Cleaning and Steam Sterilization

Any deviation from these instructions should be properly evaluated by the user for effectiveness and potential adverse results.



# Gain Access to Calcified & Hidden Canals with Greater Precision.

- Preserve 40%-70% more cervical dentin to produce stronger restored teeth
- Eliminates 2-3 Gates Glidden and 1 Ultrasonic tip per procedure
- Facilitates increased tactile sense to better locate calcified & MB 2/3 canals
- Produces a polished dentin surface for easy visual identification of hidden canals
- Remove broken files and old posts in half the time as conventional methods

See page #-- for Quick Tips and Suggested Uses Conservative and Precise Root Canal Access



SLFG 27 mm  
EG1A # 35758  
5 PK

Head Length (mm) 2.5  
Tip Diameter (mm) 0.33  
Back Diameter (mm) 1.07

Initial access in non-restored anterior and bicuspid teeth



SLRA 27 mm  
EG1 # 35759  
5 PK

Head Length (mm) 3.5  
Tip Diameter (mm) 0.28  
Back Diameter (mm) 0.71

Deep troughing; deeper orifice enlargement; calcified canals



SLRA 27 mm  
EG2 # 35760  
5 PK

Head Length (mm) 2.5  
Tip Diameter (mm) 0.33  
Back Diameter (mm) 1.07

De-roofing pulp chamber; deep orifice enlargement; calcified canals



SLFG 27 mm  
EG3 # 35761  
5 PK

Head Length (mm) 1.5  
Tip Diameter (mm) 0.28  
Back Diameter (mm) 0.71

Initial access for small incisors; troughing and navigating calcified canals



SLFG 29 mm  
EG4 # 35762  
5 PK

Head Length (mm) 3.5  
Tip Diameter (mm) 0.28  
Back Diameter (mm) 0.71

Deep troughing; navigating super ovoid; calcified canals



XLRA 39 mm  
EG5 # 35763  
5 PK

Head Length (mm) 1.5  
Tip Diameter (mm) 0.28  
Back Diameter (mm) 0.71

Deep troughing; retrieving separated instruments; navigating super ovoid; calcified canals



XLRA 34 mm  
EG6 # 35764  
5 PK

Head Length (mm) 2.5  
Tip Diameter (mm) 0.28  
Back Diameter (mm) 0.71

Deep troughing; retrieving separated instruments; navigating super ovoid; calcified canals



XLRA 34 mm  
EG7 # 35765  
5 PK

Head Length (mm) 1.5  
Tip Diameter (mm) 0.33  
Back Diameter (mm) 1.07

Deep troughing; retrieving separated instruments; navigating super ovoid; calcified canals



EndoGuide Molar Kit #18051

For Endodontic Exploration Contains seven EndoGuide Burs designed to increase visibility and control during endodontic exploration in molars when locating hidden canals, navigating deeply calcified canals and troughing between canals.



EndoGuide Anterior/Bicuspid Kit #18052

For Endodontic Access & Exploration Contains all instrumentation to create endodontic access through metal, porcelain and zirconia, featuring SS White Great White #2 metal cutting bur, Great White Z Diamonds along with four EndoGuide Burs ideally suited for locating and accessing single root canals in anterior/bicuspid teeth.

*"EndoGuide Burs have eliminated my dependence on round burs and the ultrasonic tips. EndoGuide Burs offer greater precision and efficiency in creating straight-line access and identifying canals in molar teeth."*

- John A. Khademi, DDS, MS

## INSTRUCTIONS FOR USE

EndoGuide® Burs are a unique series of eight burs for non-surgical root canal treatment. Specifically designed to maximize efficiency during endodontic exploration and access while conserving healthy tooth structure. The patented<sup>1</sup>, conical shaped micro-diameter tip of the EndoGuide® Burs acts as a self-centering guide to permit straight-line access to canals. EndoGuide® Burs blade design functions to effectively polish the dentin surface as it cuts, making visual dentin mapping easier and canal identification more precise. Two EndoGuide® kits address the specific endodontic needs of Anterior/Bicuspid teeth and Molar teeth. Individual EndoGuide® Burs are also available (See Table A).



**EndoGuide® Anterior/Bicuspid Kit**  
(For Endodontic Access and Exploration) #18052  
Contains all instrumentation to create endodontic access through metal, porcelain and zirconia



**EndoGuide® Molar Kit**  
(For Endodontic Exploration) #18051  
Contains seven EndoGuide® Burs designed to increase visibility and control during endodontic exploration in molars.

**NOTE:** Initial access and de-roofing in molars should be performed with the Great White® #2 bur or Great White® Z Diamonds supplied in the EndoGuide® Anterior/Bicuspid Kit for Endodontic Access and Exploration, order #18052.

## Operational Instructions

1. EndoGuide® Burs are task specific; each bur is designed for a particular area of use during endodontic access and canal exploration.
2. While EndoGuide® Burs are diminutive in size, they are very efficient cutters in both the vertical and lateral directions. To maximize cutting efficiency and avoid bur breakage, it is recommended that the clinician applies only enough pressure to guide the bur while allowing the instrument to progress through the substrate. When used for troughing procedures, a light sweeping motion is suggested.
3. Excessive force to the instrument, especially in a lateral direction, can lead to bur damage.

## Initial Access Through Restorations/Tooth Surfaces

1. Identify the material makeup of any existing restorations that must be removed or penetrated to gain access.
2. Once identified, select the appropriate instrument for the task. (See Table A)

**NOTE:** SS White® Complete Restoration Removal Kit (Order #18180) contains instrumentation specifically designed for efficient, non-traumatic removal of failed amalgams, composites, PFM crowns, and all-ceramic crowns, including zirconia and lithium disilicate ceramics.

## Endodontic Access and Exploration

EndoGuide® Burs are ideal for use when performing micro-endodontics using magnification-enhanced vision via a dental operating microscope or loops. For best product performance, always match the EndoGuide® Bur to the task to be performed (See Table A). Slow-speed EndoGuide® Burs are those with SLRA (Surgical Length Right Angle) and XLRA (Extra-Long Right Angle) shanks for use in standard slow-speed right-angle latch handpieces at slow-speed rpm ranges appropriate for endodontic procedures. High-speed EndoGuide® Burs are those with SLRA (Surgical Length Friction Grip) shanks for use in standard high-speed friction grip handpieces at high-speed rpm ranges appropriate for endodontic procedures.

## Precautions

1. Before each use, inspect the bur for damaged blades or signs of excessive wear. Discard worn burs.
2. Maintain handpieces in accordance with the manufacturer's instructions.
3. Fully seat the bur into the chuck mechanism to eliminate non-concentric operation.
4. Do not exceed manufacturer's suggested speed recommendations.
5. Clean and sterilize burs in accordance with the instructions provided by the manufacturer of your sterilization unit. Do not immerse carbide burs in cold sterilizing solutions or other strong oxidizing agents.









## WARNINGS

SS White® EndoGuide® Burs may not be appropriate for all patients under all circumstances, so professional judgment and discretion should be exercised at all times. SS White® EndoGuide® Burs should be used only by licensed dental professionals with appropriate levels of clinical experience and training. Caution and care should be used at all times. Treatment options and techniques outlined in this insert are suggestions only and may not be appropriate for all patients. Dentists must apply appropriate levels of force when using SS White® EndoGuide® Burs. Excessive force can cause premature wear to the instruments. Use your professional judgment.



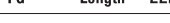
## LIMITATION OF LIABILITY

SS White® disclaims all liability and damages of any kind resulting from intentional or negligent conduct or otherwise that arise out of the use or misuse of any SS White® instruments or these instructions. 1. U.S. Patent No. 6,257,889 B1

## Kit and Bur Reference Guide: SS White® EndoGuide® Precision Micro Endodontic Burs

Bur # SSW Order #	Bur Photograph	Head Length (mm)	Tip Diameter (mm)	Back Diameter (mm)	Reorder Package Size	Included in: Anterior/Bicuspid Kit #18052	Included in: Molar Kit #18051	Recommended Applications
EG1A # 35758	 SLFG* Length = 27mm	2.5	0.33	1.07	5-pk	YES	NO	• Initial access in non-restored anterior and bicuspid teeth
EG1 # 35759	 SLRA* Length = 27mm	3.5	0.28	0.71	5-pk	YES	YES	• Deep troughing • Deeper orifice enlargement and calcified canals
EG2 # 35760	 SLRA* Length = 27mm	2.5	0.33	1.07	5-pk	YES	YES	• Stone removal, coronal troughing • Deep orifice enlargement and calcified canals
EG3 # 35761	 SLFG* Length = 27mm	1.5	0.28	0.71	5-pk	YES	YES	• Initial access for small incisors • Troughing and navigating calcified canals
EG4 # 35762	 SLFG* Length = 29mm	3.5	0.28	0.71	5-pk	NO	YES	• Deep troughing • Navigating super ovoid and calcified canals
EG5 # 35763	 XLRA* Length = 34mm	1.5	0.28	0.71	5-pk	NO	YES	• Deep troughing • Retrieving separated instruments • Navigating deeply calcified canals
EG6 # 35764	 XLRA* Length = 34mm	2.5	0.28	0.71	5-pk	NO	YES	
EG7 # 35765	 XLRA* Length = 34mm	1.5	0.33	1.07	5-pk	NO	YES	

### SS White Great White® Carbides and Diamonds:

GW2 # 18062-5 # 300059	 FG Length = 19mm	4.0	N/A	1.19	5-pk 50-pk	YES	NO	• Metal crown access or removal • Amalgam restoration and decay removal • Molar initial access and de-roofing
GWZ 856-018 (Round End Cone) # 350171	 FG Length = 22mm	8.0	1.10	2.2	10-pk	YES	NO	• Ceramic/zirconia crown removal • Molar initial access
GWZ 801-018 (Round) # 350173	 FG Length = 19mm	1.8	N/A	1.90	10-pk	YES	NO	• Initial access through ceramic/zirconia crowns • Molar initial access

\*NOTE: SLRA (Surgical Length Right Angle) and XLRA (Extra-Long Right Angle) shanks are for use in right angle slow-speed handpieces; SLFG (Surgical Length Friction Grip) shanks are for use in friction grip high-speed handpieces. When using EndoGuide® Bur for troughing procedures, a light sanding or sweeping motion is suggested.

# For Endodontic Access Lateral Extension

The Endo Safe End Instruments are available in 3 sizes (1.4mm, 1.6mm and 1.8mm).

Designed for lateral endodontic access enlargement without the risk of penetrating the pulp chamber floor.

The safe end tip protects the pulpal floor from possible perforation, yet still allows for refinement of the axial walls.



ENDODONTIC ACCESS BURS



**ESE-014**  
**ITEM # 350112**  
**10 PK**  
**Head Length (mm) 9.0**  
**Max Head Diameter (mm) 1.4**  
**LOA (Overall Length mm) 24.0**

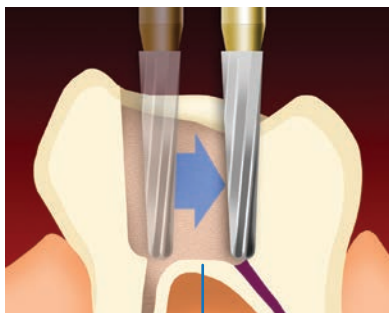


**ESE-016**  
**ITEM # 350185**  
**10 PK**  
**Head Length (mm) 9.0**  
**Max Head Diameter (mm) 1.6**  
**LOA (Overall Length mm) 21.0**



**ESE-018**  
**ITEM # 350113**  
**10 PK**  
**Head Length (mm) 9.0**  
**Max Head Diameter (mm) 1.8**  
**LOA (Overall Length mm) 24.0**

## Flare, Flatten and Refine Internal Axial Walls



FURCATION AREA



COMPETITIVE BUR



ENDO SAFE END BUR

- Endo Safe End Burs have a smooth integrated transitional design from tip to cutting blade which eliminates ledging associated with competitors burs
- The Endo Safe End instrument will cut only laterally and not apically to prevent perforation of the furcation area.

Pulp Chamber Expansion: Using SS White® Endo SE carbide burs allow access to the canal orifices during endodontic treatment, while preventing damage or perforation of both the pulp chamber floor and root canal walls.

Product recommended: ESE-014 & ESE-018

## Variable Taper Parabolic Core Delivers Strength and Flexibility While Preserving Healthy Dentin

### DC Taper™ Files: Designed to Conserve Vital Peri-Cervical Dentin

9 out of 10 referring dentists have experienced frustration in restoring endodontically treated teeth that do not preserve supporting dentin, which is vital to the long-term success of the restoration.\*



*"DC Taper™ NiTi rotary files achieve deeper apical shapes while developing naturally shaped canals that better simulate the original anatomy, allowing better access for irrigating and cleaning, and 3-D obturation".*

- Dr. John Khademi, Endodontist,  
Durango, Colorado

**The Only 1-2 File Shaping System  
You'll Ever Need in Your Office!**

# DCGLIDE PATH™ NiTi ROTARY FILE SYSTEM

## Establish Canal Patency with DCGLide Path™ NiTi Rotary File System

### DCGLide Path™ File System:

- Safe-end prevents ledging, transportation and perforation
- Reduced shaft diameters increase flexibility required for curved canal negotiation
- Variable taper design preserves vital dentin in coronal third
- Variable pitch design reduces screw-in effect

Rotary Files	Size	Order # 21mm	Order # 25mm	Pkg Size
DCGLide Path™ NiTi Rotary Files	13(V03)	21317	21318	6 PACK
DCGLide Path™ NiTi Rotary Files	17(V04)	21301	21309	6 PACK

DCTaper™ NiTi rotary files, make the transition from glide path development to shaping seamless. Used together, the DC File System offers clinicians the ability to develop safe and predictable canal patency and follow with both, deep apical shaping and conservative coronal shaping.

Hand Files	Size	Order # 21mm	Order # 25mm	Pkg Size
SS White Stainless Steel K-File	8(02)	21213	21214	6 PACK
SS White Stainless Steel K-File	10(02)	21203	21208	6 PACK
SS White Stainless Steel K-File	15(02)	21215	21216	6 PACK

### Using the DCGLide Path™ File System:

**Step 1:** Establish patency with SS White® 10(02) K File

**Step 2:** Canal glide path completed with DCGLide Path™ NiTi Rotary Files system: 13(V03) and 17(V04) NiTi rotary files



**K File: 10(02)**

**DCGLide Path™: 13(V03)**

**DCGLide Path™: 17(V04)**

Suggested sequence for establishing canal patency with the DCGLide Path™ System:

# DC Taper Heat Treated Files - The Future of Modern Endodontics


## Non-Cutting Tip

Safeguards against perforation and transportation



## Variable Pitch

Variable helical angle and variable flute pitch



## Variable Taper

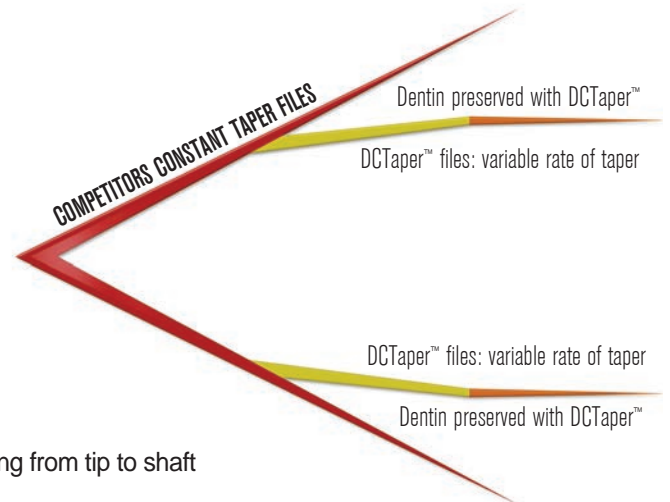
Preserve dentin throughout the peri-cervical area

## Reduced Shaft

- Allows file to remain flexible, even in the most curved canals
- Allows for debris to move up and out the canal while instrumenting

## Variable Taper Design Preserves Healthy Peri-Cervical Dentin

- A root canal has a variable rate of change NOT a constant rate of taper change, this is the basis for variable taper design of DC Taper<sup>TM</sup> Files
- DC Taper<sup>TM</sup> File System encompasses a more anatomic design that creates shape while preserving key peri-cervical dentin by more closely mirroring the natural shape of the root
- DC Taper<sup>TM</sup> instruments have a variable decreasing rate of taper going from tip to shaft



## Strong & Flexible Through Parabolic Core Design



\*Independent research on file.

### Flexibility Through Safe-Core<sup>TM</sup> Parabolic Design

- High flexibility for successful navigation of even the most curved canals
- Strong core design safeguards against separation
- Strongest core design of any major competitor\*

# Original DCTaper™ Rotary NiTi File System

- Non-heat treated file ideal for retreatment
- Deep apical shape creates better access for irrigation and cleaning, and 3D obturation
- Variable taper design creates conservative coronal shape, preserves dentin
- Strongest tested file system on the market\*

\*Independent research on file.

## DCTAPER™ DENTIN CONSERVATION FILE SYSTEM

	Size	21mm	25mm	Qty.	Recommended SS White Accessory Cones Gutta Percha			Recommended SS White Paper Point		
					Size	Pk. Size	Order #	Size	Pk.Size	Order #
Glide Path	13(V03)	21317	21318	6-Pk.	-	-	-	-	-	-
	17(V04)	21301	21309	6-Pk.	-	-	-	-	-	-
2 File System	20(V06)	21302	21310	6-Pk.	MF	100	#200003	F	200	#200014
	25(V08)	21303	21311	6-Pk.	MF	100	#200003	F	200	#200014
Additional Sizes Available	30(V06)	21304	21312	6-Pk.	MF	100	#200003	F	200	#200014
	35(V06)	21305	21313	6-Pk.	25/04	60	#200022	25/04	100	#200033
	40(V06)	21306	21314	6-Pk.	30/04	60	#200023	30/04	100	#200034
	45(V06)	21307	21315	6-Pk.	35/04	60	#200024	35/04	100	#200035
	50(V06)	21308	21316	6-Pk.	40/04	60	#200025	40/04	100	#200036



ORDER# 20307

## SS White® Endodontic Access & Shaping Kit

Features the

**DCTAPER<sup>H</sup>**  
DENTIN CONSERVATION FILE SYSTEM

Designed to preserve dentin and create longer lasting restorations, the new SS White Endodontic Kit includes the ideal combination of instruments necessary completion of endodontic access, shaping & finishing.

\*Kit Includes 1 x Pack of Gutta Percha Points MF, #200003

Kit#	Component	Use
#1	Diamond - #801-018M	INITIAL ACCESS
#2	Great White®Z - GWZ #801-018	INITIAL ACCESS
#3	Great White® 2	INITIAL ACCESS
#4	Great White SL 2R	INITIAL ACCESS
#5	ENDOGUIDE® - EG1A	RC ACCESS
#6	ENDOGUIDE® - EG2	RC ACCESS
#7	Endo Safe End - ESE-016	RC ACCESS
#8	K-File 8/02 21,25	HANDFILE
#9	K-File 10/02 21,25	HANDFILE

Kit#	Component	Use
#10	DCTaperH™ 25/09 17	GLIDEPATH
#11	DCTaperH™ 13/03 21, 25	GLIDEPATH
#12	DCTaperH™ 14/03 21, 25	GLIDEPATH
#13	DCTaperH™ 17/04 21, 25	SHAPING
#14	DCTaperH™ 20/06 21, 25	SHAPING
#15	DCTaperH™ 22/07 21, 25	SHAPING
#16	DCTaperH™ 25/06 21, 25	SHAPING
#17	DCTaperH™ 30/06 21, 25	SHAPING



# Heat Treated for Increased Flexibility and Strength

2 File Shaping-Finishing System

STERILE R AVAILABLE IN STERILE 6 PACKS

Glide Path File System

2 File System

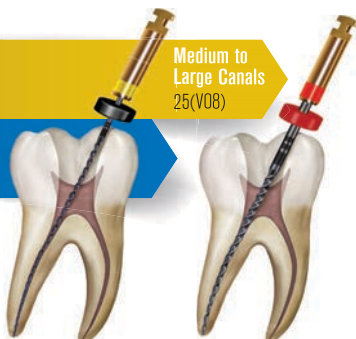
Additional Sizes Available

Size	17mm			Qty.	Recommended SS White Accessory Cones Gutta Percha			Recommended SS White Paper Point		
	Size	Pk. Size	Order #		Size	Pk. Size	Order #	Size	Pk. Size	Order #
25(v09)	21367	-	-	6-Pk.	-	-	-	-	-	-
25(v09)	21367-S6	-	-	6-Pk.	-	-	-	-	-	-
Size	21mm	25mm	31mm	Qty.						
13(V03)	21362	21363	21350	6-Pk.	-	-	-	-	-	-
13(V03)	21362-S6	21363-S6	21350-S6	6-Pk.	-	-	-	-	-	-
14(V03)	21364	21365	21366 <sup>□</sup>	6-Pk.	-	-	-	-	-	-
14(V03)	21364-S6	21365-S6	21366-S6	6-Pk.	-	-	-	-	-	-
17(V04)	21319	21330	21351	6-Pk.	FF	100	#200002	XF	200	#200013
17(V04)	21319-S6	21330-S6	21351-S6	6-Pk.	FF	100	#200002	XF	200	#200013
20(V06)	21320	21331	21352	6-Pk.	MF	100	#200003	F	200	#200014
20(V06)	21320-S6	21331-S6	21352-S6	6-Pk.	MF	100	#200003	F	200	#200014
25(V06)	21322	21333	21354	6-Pk.	MF	100	#200003	F	200	#200014
25(V06)	21322-S6	21333-S6	21354-S6	6-Pk.	MF	100	#200003	F	200	#200014
22(V07)	21321	21332	21353	6-Pk.	FF	100	#200002	XF	200	#200013
22(V07)	21321-S6	21332-S6	21353-S6	6-Pk.	FF	100	#200002	XF	200	#200013
25(V08)	21323	21334	21355	6-Pk.	MF	100	#200003	F	200	#200014
25(V08)	21323-S6	21334-S6	21355-S6	6-Pk.	MF	100	#200003	F	200	#200014
30(V06)	21324	21335	21356	6-Pk.	MF	100	#200003	F	200	#200014
30(V06)	21324-S6	21335-S6	21356-S6	6-Pk.	MF	100	#200003	F	200	#200014
30(V08)	21325	21336	21357	6-Pk.	MF	100	#200003	F	200	#200014
30(V08)	21325-S6	21336-S6	21357-S6	6-Pk.	MF	100	#200003	F	200	#200014
35(V06)	21326	21337	21358	6-Pk.	25/04	60	#200022	25/04	100	#200033
35(V06)	21326-S6	21337-S6	21358-S6	6-Pk.	25/04	60	#200022	25/04	100	#200033
40(V06)	21327	21338	21359	6-Pk.	30/04	60	#200023	30/04	100	#200034
40(V06)	21327-S6	21338-S6	21359-S6	6-Pk.	30/04	60	#200023	30/04	100	#200034
45(V06)	21328	21339	21360	6-Pk.	35/04	60	#200024	35/04	100	#200035
45(V06)	21328-S6	21339-S6	21360-S6	6-Pk.	35/04	60	#200024	35/04	100	#200035
50(V06)	21329	21340	21361	6-Pk.	40/04	60	#200025	40/04	100	#200036
50(V06)	21329-S6	21340-S6	21361-S6	6-Pk.	40/04	60	#200025	40/04	100	#200036

**DCTAPER<sup>H</sup>**  
DENTIN CONSERVATION FILE SYSTEM  
**Assortment Packs**

Description	Assorted Pack	21mm	25mm	31mm	Qty.	Description	Assorted Pack	21mm	25mm	31mm	Qty.
DCTaperH™	00-14-17-20-25-30	21375	21376	-	6-Pk.	DCTaperH™	17-20-25	21341	21342	21372	3-Pk.
DCTaperH™	17-20-25-30-35-40	21377	21378	21379	6-Pk.	DCTaperH™	30-35-40	21368	21370	21373	3-Pk.
DCTaperH™	17-20-22-25-30-35	21380	21381	21382	6-Pk.	DCTaperH™	40-45-50	21369	21371	21374	3-Pk.

Small Canals  
20(V05)



Medium to Large Canals  
25(V08)

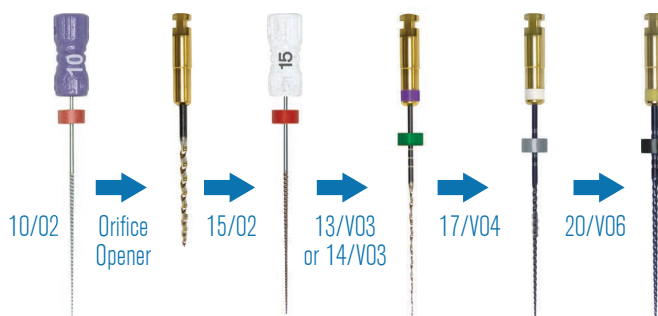
This performance-enhanced system is designed for easy, safe and more efficient shaping. DCTaperH™ is the most cost effective NiTi rotary file system on the market.\*

- Deep apical shape creates better access for irrigation and cleaning, and 3D obturation
- Variable taper design creates conservative coronal shape, preserves dentin
- 1-2 files per case, lowest cost for shaping per procedure
- Strongest tested NiTi file system on the market\*

\*Independent research on file.

## Recommended DCTaper™ H Protocol

### Basic Sequence



### Optional Shaping Files for Larger Canals



## Users Guide for DCTaper™ H Files:

Recommended speed is 150 to 400 rpm

Recommended torque limit is 450 g/cm (4.4 N/cm).

### Recommended Sequence

- Establish the initial glide path patency with #8 or #10 hand files.
- Enlarge / expand canal orifice with a DCTaper™H 20/06 or 25/06 rotary file going apically about 1 -2 mm (D1-D2) past the orifice. The SS White Orifice Opener may be used if preferred by the clinician. An EG #2 slow speed with a light touch can also be used. Avoid using Gates Gliddens or Peeso reamers as canal orifice openers.
- Complete hand filing from #10-#15 hand file depending on the size and shape of the canal anatomy. Next use DCTaper™ 13/v03 or 14/03 and DCTaper™H 17/v04 to initiate rotary filing sequence.
- Irrigate with NaOCL (using side vented irrigation needle) alternating with EDTA or equivalent with each pass of the next instrument and when recapitulating with hand files.
- Use lubricant with each file.
- Use each file sequentially to apical working length until desired enlargement is achieved.
- Allow files to engage and advance apically to resistance on their own – do not push or “help” them advance through resistance.
- After the file engages dentin for 1-3mm remove it and wipe dentinal debris from file flutes to enhance debris removal.

# Stronger and More Flexible at a Fraction of the Price!

## Save Time, Save Money and Reduce Stress

9 out of 10 referring dentists have experienced frustration in restoring endodontically treated teeth.\* SS White®'s EXACT Endodontic File System is the instrument-of-choice for the general dental practice.

The EXACT File Family is engineered for flexibility and to cut dentin with great efficiency, while reducing the potential for over-preparation.

### Ease of Use

Same sizes, lengths and tapers enable you to continue with the same treatment protocol you use with ProTaper® Gold, Wave One®, Vortex Blue® and Edge Taper Platinum™ file systems.

### Efficient

Shaping files cut dentin throughout each canal zone with greater efficiency, while reducing the potential for over-preparation

### Flexibility

Proprietary Heat-Matrix™ technology increases flexibility and strength to give controlled memory and navigate the curviest of canals.

### Strength

The flexibility and strength of the EXACT files helps to reduce file separation and help minimize transportation of the canal.



**EXACT**  
ENDODONTIC FILES

**EXACT TAPER**  
ROTARY ENDODONTIC FILES

**EXACT TAPER<sup>H</sup>**  
ROTARY ENDODONTIC FILES

**EXACT FLOW<sup>H</sup>**  
RECIPROCATING FILE SYSTEM

**EXACT GUIDE**  
ROTARY ENDODONTIC FILES


# EXACTTAPER<sup>H</sup>™

ROTARY ENDODONTIC FILES

## Greater Strength Equals Less File Separation

Increased safety reduces stress and creates better patient outcomes

Instrument separation is a serious concern in endodontics. Nickel-titanium (NiTi) endodontic instruments were introduced to facilitate instrumentation of curved canals. NiTi instruments are super-elastic and will flex far more than stainless-steel instruments before exceeding their elastic limit reaching their separation point.



**EXACTTaper F1**  
Stronger than both  
Dentsply Protaper Gold F1  
and EdgeTaper TM F1

This flexibility is an important property that allows preparation of curved canals while minimizing transportation. Despite this increased flexibility, separation is still a concern with NiTi instruments. The clinical concern is that NiTi files have been reported to undergo fatigue failure which occurs unexpectedly without any sign of previous deformation and therefore visual inspection would not seem to be the ideal way of evaluating nickel titanium instruments in order to prevent fracture.

SS White EXACTTaper™ Files offer greater flexibility that is more resistant to cyclic fatigue when tested against both Dentsply Protaper® Gold and Edge Endo EdgeTaper™ Platinum files.



# Easily Navigate Even the Most Curved Canals



- Same sizes, lengths and tapers enable you to use the same protocol or technique you use with ProTaper® Gold and Edge Taper Platinum™ file systems
- Shaping files cut dentin throughout each canal zone with greater efficiency, while reducing the potential for over-preparation
- Finishing files insure the proper apical fit for the matching EXACTTaper™, or your existing Gutta Percha points
- Shaping files have multiple tapers that ensure flexibility and cut dentin in specific canal zones

SKU	DESCRIPTION	PK Size	PROTAPER GOLD	PROTAPER GOLD DESCRIPTION	EDGE SKU	EDGE SEQUEL SAPPHIRE EDGE TAPER PLATINUM
TTHSX19	EXACTTaper <sup>HTM</sup> SX 6 pack 19 mm	6 Pk	PTGRSX19	ProTaper Gold Rotary File Shaper X 19mm	ETSX19HT	SX 19 mm
TTHAS21	EXACTTaper <sup>HTM</sup> SX-F3 ASST 21mm	6 Pk	PTGRA21	ProTaper GOLD Rotary Files Asstd (SX-S2, F1-F3) 21mm	ETP21MM	
TTHS121	EXACTTaper <sup>HTM</sup> S1 6 pack: 21 mm	6 Pk	PTGRS121	ProTaper Gold Rotary File Shaper 1 Purple 21mm	ETS121HT	S1 21 mm
TTHS221	EXACTTaper <sup>HTM</sup> S2 6 pack: 21 mm	6 Pk	PTGRS221	ProTaper Gold Rotary File Shaper 2 White 21mm	ETS221HT	S2 21 mm
TTHF121	EXACTTaper <sup>HTM</sup> F1 6 pack: 21 mm	6 Pk	PTGRF121	ProTaper Gold Rotary File Finisher 1 Yellow 21mm	ETF121HT	F1 21 mm
TTHF221	EXACTTaper <sup>HTM</sup> F2 6 pack: 21 mm	6 Pk	PTGRF221	ProTaper Gold Rotary File Finisher 2 Red 21mm	ETF221HT	F2 21 mm
TTHF321	EXACTTaper <sup>HTM</sup> F3 6 pack: 21 mm	6 Pk	PTGRF321	ProTaper Gold Rotary File Finisher 3 Blue 21mm	ETF321HT	F3 21 mm
TTHF421	EXACTTaper <sup>HTM</sup> F4 6 pack: 21 mm	6 Pk	PTGRF421	ProTaper Gold Rotary File Finisher 4 Double Black 21mm	ETF421HT	F4 21 mm
TTHF521	EXACTTaper <sup>HTM</sup> F5 6 pack: 21 mm	6 Pk	PTGRF521	ProTaper Gold Rotary File Finisher 5 Double Yellow 21mm	ETF521HT	F5 21 mm
TTHAS25	EXACTTaper <sup>HTM</sup> SX-F3 ASST 25mm	6 Pk	PTGRA25	ProTaper Universal Rotary Files Asstd (SX-S2, F1-F3) 25mm	ETP25MM	
TTHS125	EXACTTaper <sup>HTM</sup> S1 6 pack: 25 mm	6 Pk	PTGRS125	ProTaper Gold Rotary File Shaper 1 Purple 25mm	ETS125HT	S1 25 mm
TTHS225	EXACTTaper <sup>HTM</sup> S2 6 pack: 25 mm	6 Pk	PTGRS225	ProTaper Gold Rotary File Shaper 2 White 25mm	ETS225HT	S2 25 mm
TTHF125	EXACTTaper <sup>HTM</sup> F1 6 pack: 25 mm	6 Pk	PTGRF125	ProTaper Gold Rotary File Finisher 1 Yellow 25mm	ETF125HT	F1 25 mm
TTHF225	EXACTTaper <sup>HTM</sup> F2 6 pack: 25 mm	6 Pk	PTGRF225	ProTaper Gold Rotary File Finisher 2 Red 25mm	ETF225HT	F2 25 mm
TTHF325	EXACTTaper <sup>HTM</sup> F3 6 pack: 25 mm	6 Pk	PTGRF325	ProTaper Gold Rotary File Finisher 3 Blue 25mm	ETF325HT	F3 25 mm
TTHF425	EXACTTaper <sup>HTM</sup> F4 6 pack: 25 mm	6 Pk	PTGRF425	ProTaper Gold Rotary File Finisher 4 Double Black 25mm	ETF425HT	F4 25 mm
TTHF525	EXACTTaper <sup>HTM</sup> F5 6 pack: 25 mm	6 Pk	PTGRF525	ProTaper Gold Rotary File Finisher 5 Double Yellow 25mm	ETF525HT	F5 25 mm
TTHAS31	EXACTTaper <sup>HTM</sup> SX-F3 ASST 31mm	6 Pk	PTGRA31	ProTaper Universal Rotary Files Asstd (SX-S2, F1-F3) 31mm	ETP31MM	
TTHS131	EXACTTaper <sup>HTM</sup> S1 6 pack: 31 mm	6 Pk	PTGRS131	ProTaper Gold Rotary File Shaper 1 Purple 31mm	ETS131HT	S1 31 mm
TTHS231	EXACTTaper <sup>HTM</sup> S2 6 pack: 31 mm	6 Pk	PTGRS231	ProTaper Gold Rotary File Shaper 2 White 31mm	ETS231HT	S2 31 mm
TTHF131	EXACTTaper <sup>HTM</sup> F1 6 pack: 31 mm	6 Pk	PTGRF131	ProTaper Gold Rotary File Finisher 1 Yellow 31mm	ETF131HT	F1 31 mm
TTHF231	EXACTTaper <sup>HTM</sup> F2 6 pack: 31 mm	6 Pk	PTGRF231	ProTaper Gold Rotary File Finisher 2 Red 31mm	ETF231HT	F2 31 mm
TTHF331	EXACTTaper <sup>HTM</sup> F3 6 pack: 31 mm	6 Pk	PTGRF331	ProTaper Gold Rotary File Finisher 3 Blue 31mm	ETF331HT	F3 31 mm
TTHF431	EXACTTaper <sup>HTM</sup> F4 6 pack: 31 mm	6 Pk	PTGRF431	ProTaper Gold Rotary File Finisher 4 Double Black 31mm	ETF431HT	F4 31 mm
TTHF531	EXACTTaper <sup>HTM</sup> F5 6 pack: 31 mm	6 Pk	PTGRF531	ProTaper Gold Rotary File Finisher 5 Double Yellow 31mm	ETF531HT	F5 31 mm

**EXACTTAPER<sup>H</sup>**  
 ROTARY ENDODONTIC FILES

Same ProTaper® Design  
 You Love at a  
 Fraction of the Price!



- Same sizes, lengths and tapers enable you to use the same protocol or technique you use with ProTaper® Universal and Edge Taper™ file systems
- Shaping files cut dentin throughout each canal zone with greater efficiency, while reducing the potential for over-preparation
- Finishing files insure the proper apical fit for the matching EXACTTaper™, or your existing Gutta Percha points
- Shaping files have multiple tapers that ensure flexibility and cut dentin in specific canal zones


SKU	DESCRIPTION	PK Size	PROTAPER UNIVERSAL	PROTAPER UNIVERSAL DESCRIPTION	EDGE SKU	EDGE TAPER
TTUSX19	EXACTTaper™ SX 6 pack 19 mm	6 Pk	PTURSX19	ProTaper Universal Rotary File Shaper X 19mm	ETSX19	SX 19 mm
TTUAS21	EXACTTaper™ SX-F3 ASST 21mm	6 Pk	PTURA21	ProTaper Universal Rotary Files Asstd (SX-S2, F1-F3) 21mm	ETASST21	
TTUS121	EXACTTaper™ S1 6 pack: 21 mm	6 Pk	PTURS121	ProTaper Universal Rotary File Shaper 1 Purple 21mm	ETS121	S1 21 mm
TTUS221	EXACTTaper™ S2 6 pack: 21 mm	6 Pk	PTURS221	ProTaper Universal Rotary File Shaper 2 White 21mm	ETS221	S2 21 mm
TTUF121	EXACTTaper™ F1 6 pack: 21 mm	6 Pk	PTURF121	ProTaper Universal Rotary File Finisher 1 Yellow 21mm	ETF121	F1 21 mm
TTUF221	EXACTTaper™ F2 6 pack: 21 mm	6 Pk	PTURF221	ProTaper Universal Rotary File Finisher 2 Red 21mm	ETF221	F2 21 mm
TTUF321	EXACTTaper™ F3 6 pack: 21 mm	6 Pk	PTURF321	ProTaper Universal Rotary File Finisher 3 Blue 21mm	ETF321	F3 21 mm
TTUF421	EXACTTaper™ F4 6 pack: 21 mm	6 Pk	PTURF421	ProTaper Universal Rotary File Finisher 4 Double Black 21mm	ETF421	F4 21 mm
TTUF521	EXACTTaper™ F5 6 pack: 21 mm	6 Pk	PTURF521	ProTaper Universal Rotary File Finisher 5 Double Yellow 21mm	ETF521	F5 21 mm
TTUAS25	EXACTTaper™ SX-F3 ASST 25mm	6 Pk	PTURA25	ProTaper Universal Rotary Files Asstd (SX-S2, F1-F3) 25mm	ETASST25	
TTUS125	EXACTTaper™ S1 6 pack: 25 mm	6 Pk	PTURS125	ProTaper Universal Rotary File Shaper 1 Purple 25mm	ETS125	S1 25 mm
TTUS225	EXACTTaper™ S2 6 pack: 25 mm	6 Pk	PTURS225	ProTaper Universal Rotary File Shaper 2 White 25mm	ETS225	S2 25 mm
TTUF125	EXACTTaper™ F1 6 pack: 25 mm	6 Pk	PTURF125	ProTaper Universal Rotary File Finisher 1 Yellow 25mm	ETF125	F1 25 mm
TTUF225	EXACTTaper™ F2 6 pack: 25 mm	6 Pk	PTURF225	ProTaper Universal Rotary File Finisher 2 Red 25mm	ETF225	F2 25 mm
TTUF325	EXACTTaper™ F3 6 pack: 25 mm	6 Pk	PTURF325	ProTaper Universal Rotary File Finisher 3 Blue 25mm	ETF325	F3 25 mm
TTUF425	EXACTTaper™ F4 6 pack: 25 mm	6 Pk	PTURF425	ProTaper Universal Rotary File Finisher 4 Double Black 25mm	ETF425	F4 25 mm
TTUF525	EXACTTaper™ F5 6 pack: 25 mm	6 Pk	PTURF525	ProTaper Universal Rotary File Finisher 5 Double Yellow 25mm	ETF525	F5 25 mm
TTUAS31	EXACTTaper™ SX-F3 ASST 31mm	6 Pk	PTURA31	ProTaper Universal Rotary Files Asstd (SX-S2, F1-F3) 31mm	ETASST31	
TTUS131	EXACTTaper™ S1 6 pack: 31 mm	6 Pk	PTURS131	ProTaper Universal Rotary File Shaper 1 Purple 31mm	ETS131	S1 31 mm
TTUS231	EXACTTaper™ S2 6 pack: 31 mm	6 Pk	PTURS231	ProTaper Universal Rotary File Shaper 2 White 31mm	ETS231	S2 31 mm
TTUF131	EXACTTaper™ F1 6 pack: 31 mm	6 Pk	PTURF131	ProTaper Universal Rotary File Finisher 1 Yellow 31mm	ETF131	F1 31 mm
TTUF231	EXACTTaper™ F2 6 pack: 31 mm	6 Pk	PTURF231	ProTaper Universal Rotary File Finisher 2 Red 31mm	ETF231	F2 31 mm
TTUF331	EXACTTaper™ F3 6 pack: 31 mm	6 Pk	PTURF331	ProTaper Universal Rotary File Finisher 3 Blue 31mm	ETF331	F3 31 mm
TTUF431	EXACTTaper™ F4 6 pack: 31 mm	6 Pk	PTURF431	ProTaper Universal Rotary File Finisher 4 Double Black 31mm	ETF431	F4 31 mm
TTUF531	EXACTTaper™ F5 6 pack: 31 mm	6 Pk	PTURF531	ProTaper Universal Rotary File Finisher 5 Double Yellow 31mm	ETF531	F5 31 mm

# EXACTTaper<sup>H</sup> Treatment Protocol

SS White<sup>®</sup> EXACTTaper<sup>™</sup>H shaping files have multiple tapers that ensure flexibility and cut dentin in specific canal zones with great efficiency, while reducing the potential for over-preparation. The EXACTTaper<sup>™</sup> finishing files insure the proper apical fit for the matching EXACTTaper<sup>™</sup> gutta percha points.

EXACTTaper<sup>™</sup>H files are available in the same sizes, length and taper as the Dentsply<sup>®</sup> ProTaper<sup>®</sup> file system and Edge Endo<sup>®</sup> Edge Taper<sup>™</sup> file system, which requires no change to current protocol or technique for greater ease of use, and offers the same predictable results.

- Identify the material makeup of any existing restorations that must be removed or penetrated to gain access, select the appropriate instrument for the task to gain access through the tooth.
- Use endodontic intra-canal lubricant and small hand files when manually scouting and securing canals
- Use NaOCl when mechanically pre-shaping or shaping canals
- Create glide-path using appropriate file system
- Use EXACTTaper<sup>™</sup>H SX files in one or more passes to expand the glide path
- Use EXACTTaper<sup>™</sup>H SX files to relocate the coronal aspect of a canal away from an external root concavity, eliminate triangles of dentin, or produce more shape as desired
- Irrigate, recapitulate with a hand file and re-irrigate after removing each rotary file
- Frequently clean and inspect the flutes of EXACTTaper<sup>™</sup>H
- Use EXACTTaper<sup>™</sup>H files in regions of the canal that have a confirmed, smooth and reproducible glide path
- Use EXACTTaper<sup>™</sup>H files in a deliberate brushing motion, on the outstroke, to more optimally prepare canals that exhibit irregular cross sections and to facilitate apical file progression
- Use any EXACTTaper<sup>™</sup>H file in one or more passes to safely achieve length
- Use the shaping files (S1, S2 and SX) with a brushing motion. Brushing motion
- Use the finishing files (F1-F5) in an 'in and out' action (not brushing)
- Withdraw the files once working length is established



## Shaping & Finishing Technique



Brush, Follow & Shape to Length  
S1 & S2



Follow, Brush & Finish to Length  
F1 & F2



Expand File Shape as Desired  
F3, F4, F5

## Precautions

1. Before each use, inspect the file for damage or signs. Discard damaged files.
2. Maintain handpieces in accordance with the manufacturer's instructions.
3. Fully seat the file into the chuck mechanism to eliminate non-concentric operation.

## Limitations of Liability

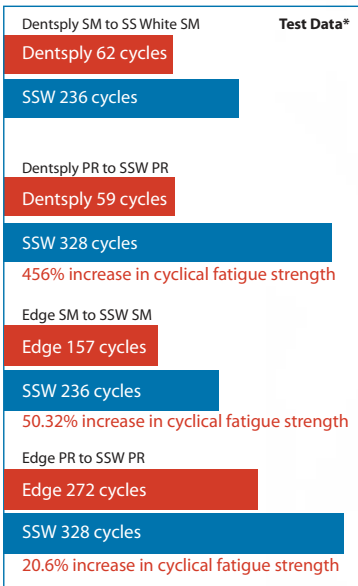
SS White<sup>®</sup> EXACTTaper<sup>™</sup>H files may not be appropriate for all patients under all circumstances, so professional judgment and discretion should be exercised at all times. SS White<sup>®</sup> EXACTTaper<sup>™</sup>H files should be used only by licensed dental professionals with appropriate levels of clinical experience and training. Caution and care should be used at all times. Treatment options and techniques outlined in this insert are suggestions only and may not be appropriate for all patients. Dentists must apply appropriate levels of force when using SS White<sup>®</sup> EXACTTaper<sup>™</sup>H files. Excessive force can cause premature wear to the instruments. Use your professional judgment.

SS White<sup>®</sup> disclaims all liability and damages of any kind resulting from intentional or negligent conduct or otherwise that arise out of the use or misuse of any SS White<sup>®</sup> instruments or these instructions.

**EXACTFLOW<sup>H</sup>**  
 RECIPROCATING FILE SYSTEM

# Significantly More Flexible than Comparable Edge Endo<sup>®</sup> and Dentsply<sup>®</sup> Files\*


EXACTFlowH™ files are the instrument of choice for the general dental practice.



Cyclic fatigue is the leading cause of file separation. EXACTFlowH™ rotary files offer a remarkable leap forward in resistance to cyclic fatigue.

*The numbers say it all.*

Get efficient root canal shaping and management all in one file! Achieve predictable results with no change to your current treatment protocol. EXACTFlowH™ files allow the safe navigation of the canal. The tapered design enhances smooth transportation of the file through tissue and debris. Same sizes, lengths and tapers enable you to use the same protocol or technique you use with Wave One Gold and Edge One Fire™ file systems.






# Efficient One File Shaping at a Fraction of the Price!

Same design as WaveOne™ Gold means no change to your current treatment protocol.

- Proprietary Heat-Matrix™ technology enables EXACTFlowH™ files to deliver optimal strength.
- Dedicated matching EXACTFlowH™ gutta-percha and paper points for efficient obturation
- Single file system offers ease of use and greater efficiency
- EXACTFlowH™ files can be sterilized for re-use for a lower cost-per-procedure



ORDER #	DESCRIPTION	NAME	LENGTH	PK
TFHAS21	EXACTFlowH™ Files	ASST	21MM	4
TFHSM21	EXACTFlowH™ Files	SM	21MM	3
TFHPR21	EXACTFlowH™ Files	PR	21MM	3
TFHMD21	EXACTFlowH™ Files	MD	21MM	3
TFHLG21	EXACTFlowH™ Files	LG	21MM	3
TFHAS25	EXACTFlowH™ Files	ASST	25MM	4
TFHSM25	EXACTFlowH™ Files	SM	25MM	3
TFHPR25	EXACTFlowH™ Files	PR	25MM	3
TFHMD25	EXACTFlowH™ Files	MD	25MM	3
TFHLG25	EXACTFlowH™ Files	LG	25MM	3
TFHSM31	EXACTFlowH™ Files	SM	31MM	3
TFHPR31	EXACTFlowH™ Files	PR	31MM	3
TFHMD31	EXACTFlowH™ Files	MD	31MM	3
TFHLG31	EXACTFlowH™ Files	LG	31MM	3

## AVAILABLE IN STERILE 3 PACKS STERILE R

ORDER #	DESCRIPTION	NAME	LENGTH	PK
TFHSM21-S3	Sterile EXACTFlowH™ Files	SM	21MM	3
TFHPR21-S3	Sterile EXACTFlowH™ Files	PR	21MM	3
TFHMD21-S3	Sterile EXACTFlowH™ Files	MD	21MM	3
TFHLG21-S3	Sterile EXACTFlowH™ Files	LG	21MM	3
TFHSM25-S3	Sterile EXACTFlowH™ Files	SM	25MM	3
TFHPR25-S3	Sterile EXACTFlowH™ Files	PR	25MM	3
TFHMD25-S3	Sterile EXACTFlowH™ Files	MD	25MM	3
TFHLG25-S3	Sterile EXACTFlowH™ Files	LG	25MM	3
TFHSM31-S3	Sterile EXACTFlowH™ Files	SM	31MM	3
TFHPR31-S3	Sterile EXACTFlowH™ Files	PR	31MM	3
TFHMD31-S3	Sterile EXACTFlowH™ Files	MD	31MM	3
TFHLG31-S3	Sterile EXACTFlowH™ Files	LG	31MM	3

# EXACTFlow™ Treatment Protocol

1. Start with a EXACTFlow™H primary file (25/.07) in the presence of an irrigant. Use short 3 mm amplitude strokes in a gentle inward motion, to passively advance the file.
2. Irrigate, recapitulate with a K-File (10), irrigate.
3. Repeat in 3 mm increments until working length is reached.
4. It is important to withdraw the EXACTFlow™H file every 3 mm to remove the debris and inspect its cutting flutes. Irrigate, recapitulate with a K-File (10) and irrigate again.

## Shaping Technique Sequence




## EXACTFlow™H Shaping Files Technique

1. Establish straight-line coronal and radicular access.
2. In the presence of a viscous chelator, use a size 10 hand file to verify a glide path to length. In more restrictive canals, use a size 10 hand file in any region of a canal to create a glide path.
3. Expand this glide path to at least .15 mm using either a manual or dedicated mechanical file.
4. ALWAYS initiate the shaping procedure with the primary file (25/.07 red) in the presence of sodium hypochlorite.
5. Use gentle inward pressure and let the primary file passively progress through any region of the canal that has a confirmed glide path. After shaping 2-3 mm of any given canal, remove and clean the PRIMARY file, then irrigate, recapitulate with a size 10 hand file and re-irrigate.
6. Continue with the primary file, in 2-3 passes, to pre-enlarge the coronal two thirds of the canal.
7. Utilize a brushing motion on the outstroke to eliminate coronal interferences or to enhance shaping results in canals that exhibit irregular cross-sections.
8. In more restrictive canals, use a size 10 hand file, in the presence of viscous chelator, negotiate to the terminus of the canal. Gently work this file until it is completely loose at length.
9. Establish working length, confirm patency and verify the glide path.
10. Expand this glide path to at least .15 mm using a manual or mechanical glide path file.
11. Carry the primary file to the full working length in one or more passes. Upon reaching length, remove the file to avoid over-enlarging the foramen. Inspect the apical flutes; if they are loaded with dentinal debris, then the shape is finished\*.
12. If the primary doesn't progress then use the small file (20/.07 yellow) in one or more passes to working length and then use the primary file to working length to optimize the shape.
13. When the shape is confirmed, proceed with 3-D disinfection protocols.

\*If the primary file is loose at length with no dentinal debris in the apical flutes, continue shaping with medium file (35/.06 green) and/or large file (45/.05 white) until the apical flutes are loaded.

# A Stronger and More Efficient Files Allows You to Stay on Schedule\*

Greatly Reduce File Separation in Curved and Tight Canals




Cyclic fatigue is the leading cause of file separation. EXACTGuide™ rotary files offer a remarkable leap forward in resistance to cyclic fatigue.


*The numbers say it all.*

EXACTGuide™ Files allow you to shape root canals with greater confidence, increased efficiency while reducing stress. EXACTGuide™ Files are the newest standard in durability for shaping curved canals with confidence.

- No change in technique
- Conforms to the anatomical curvature of the canal
- Controlled memory -- more resistant to breakage
- Corresponding EXACTGuide™ gutta percha and paper points
- Available in ISO tip sizes from 15-50 and in .04 and .06 taper
- Made in the USA



# Fully Compatible to Vortex Blue® Except for the High Price!



With increased torque strength and greater resistance to cyclical fatigue, EXACTGuide™ files navigate curved canals with ease while the unique design enhances tactile experience.

- Proprietary heat process enhances flexibility and shapes curved canals
- Increased torque strength for less chance of fracture
- Reduced shape memory prevents ledging and transportation.

ORDER #	DESCRIPTION	NAME	LENGTH	PK
TGH041521	EXACTGuide™	15/.04 White	21mm	4 PK
TGH041525	EXACTGuide™	15/.04 White	25mm	4 PK
TGH041530	EXACTGuide™	15/.04 White	30mm	4 PK
TGH042021	EXACTGuide™	20/.04 Yellow	21mm	4 PK
TGH042025	EXACTGuide™	20/.04 Yellow	25mm	4 PK
TGH042030	EXACTGuide™	20/.04 Yellow	30mm	4 PK
TGH042521	EXACTGuide™	25/.04 Red	21mm	4 PK
TGH042525	EXACTGuide™	25/.04 Red	25mm	4 PK
TGH042530	EXACTGuide™	25/.04 Red	30mm	4 PK
TGH043021	EXACTGuide™	30/.04 Blue	21mm	4 PK
TGH043025	EXACTGuide™	30/.04 Blue	25mm	4 PK
TGH043030	EXACTGuide™	30/.04 Blue	30mm	4 PK
TGH043521	EXACTGuide™	35/.04 Green	21mm	4 PK
TGH043525	EXACTGuide™	35/.04 Green	25mm	4 PK
TGH043530	EXACTGuide™	35/.04 Green	30mm	4 PK
TGH044021	EXACTGuide™	40/.04 Black	21mm	4 PK
TGH044025	EXACTGuide™	40/.04 Black	25mm	4 PK
TGH044030	EXACTGuide™	40/.04 Black	30mm	4 PK
TGH044521	EXACTGuide™	45/.04 White	21mm	4 PK
TGH044525	EXACTGuide™	45/.04 White	25mm	4 PK
TGH044530	EXACTGuide™	45/.04 White	30mm	4 PK
TGH045021	EXACTGuide™	50/.04 Yellow	21mm	4 PK
TGH045025	EXACTGuide™	50/.04 Yellow	25mm	4 PK
TGH045030	EXACTGuide™	50/.04 Yellow	30mm	4 PK
TGH04A25	EXACTGuide™	.04 Asstd (15-30)	25mm	4 PK

ORDER #	DESCRIPTION	NAME	LENGTH	PK
TGH061521	EXACTGuide™	15/.06 White	21mm	4 PK
TGH061525	EXACTGuide™	15/.06 White	25mm	4 PK
TGH061530	EXACTGuide™	15/.06 White	30mm	4 PK
TGH062021	EXACTGuide™	20/.06 Yellow	21mm	4 PK
TGH062025	EXACTGuide™	20/.06 Yellow	25mm	4 PK
TGH062030	EXACTGuide™	20/.06 Yellow	30mm	4 PK
TGH062521	EXACTGuide™	25/.06 Red	21mm	4 PK
TGH062525	EXACTGuide™	25/.06 Red	25mm	4 PK
TGH062530	EXACTGuide™	25/.06 Red	30mm	4 PK
TGH063021	EXACTGuide™	30/.06 Blue	21mm	4 PK
TGH063025	EXACTGuide™	30/.06 Blue	25mm	4 PK
TGH063030	EXACTGuide™	30/.06 Blue	30mm	4 PK
TGH063521	EXACTGuide™	35/.06 Green	21mm	4 PK
TGH063525	EXACTGuide™	35/.06 Green	25mm	4 PK
TGH063530	EXACTGuide™	35/.06 Green	30mm	4 PK
TGH064021	EXACTGuide™	40/.06 Black	21mm	4 PK
TGH064025	EXACTGuide™	40/.06 Black	25mm	4 PK
TGH064030	EXACTGuide™	40/.06 Black	30mm	4 PK
TGH064521	EXACTGuide™	45/.06 White	21mm	4 PK
TGH064525	EXACTGuide™	45/.06 White	25mm	4 PK
TGH064530	EXACTGuide™	45/.06 White	30mm	4 PK
TGH065021	EXACTGuide™	50/.06 Yellow	21mm	4 PK
TGH065025	EXACTGuide™	50/.06 Yellow	25mm	4 PK
TGH065030	EXACTGuide™	50/.06 Yellow	30mm	4 PK
TGH06A25	EXACTGuide™	.06 Asstd (15-30)	25mm	4 PK

# EXACTGuide™ Treatment Protocol


## Create Straight-Line Access

Establish working length and create a glide path for EXACTGuide™ rotary files to follow: Negotiate all root canals to their terminus with K-Files, in the presence of lubricant root canal conditioner. Establish patency by taking a #10 K-File past the canal terminus, and at least a #15 K-File to the terminus.

## Shape Canal-Crown Down

Initiate Crown Down cleaning and shaping technique –

1. In small canals (mesials/buccals of molars, small premolars and lower anteriors) start with a 30/.04 rotary file. Take 30/.04 to resistance or working length (whichever occurs first). If resistance is encountered before working length is obtained, go to next smaller instrument following the same protocol until working length is achieved.



2. Between each rotary file recapitulate with a #10 or #15 tip hand file to maintain glide path and help irrigate (NaOCl) to the canal terminus.
3. In larger canals (palatal/distals of molars, larger premolars, upper anteriors) begin with a 40/.04 rotary file. Use the crown down technique to resistance or working length. If resistance is encountered before working length is achieved, move on to smaller sized instruments until working length is achieved. Between instruments, recapitulate with small hand instrument to maintain a glide path to working length

## Technical Information

EXACTGuide™ .04 Taper Files

White	15/.04
Yellow	20/.04
Red	25/.04
Blue	30/.04
Green	35/.04
Black	40/.04
White	45/.04
Yellow	50/.04

EXACTGuide™ .06 Taper Files

White	15/.04
Yellow	20/.04
Red	25/.04
Blue	30/.04
Green	35/.04
Black	40/.04
White	45/.04
Yellow	50/.04

## File Sterilization

• Files are non-sterile products. – Autoclave before use

• 136°C (plus or minus 2°C) for 20 minutes.


• EXACTGuide™ Files are single patient use devices

## EXACTGuide™ Speed and Torque Recommendations

.04 Taper Files		
File Size	File Size Speed (rpm)	Torque (g-cm)
15/.04 & 20/.04	500	75
25/.04 & 30/.04	500	104
35/.04 & 40/.04 45/.04 & 50/.04	500	132
.06 Taper Files		
File Size	File Size Speed (rpm)	Torque (g-cm)
15/.06 & 20/.06	500	195
25/.06 & 30/.06	500	290
35/.06 & 40/.06 45/.06 & 50/.06	500	368

# Paper Points and Gutta Percha

## SWITE Dental® ABSORBANT PAPER POINTS



### Absorbent Paper Points

- Superior absorbency
- Dries canal and retains firmly rolled shape

## SWITE Dental® GUTTA PERCHA POINTS



### Gutta Percha Points

- Excellent radiopacity
- Color coded for easy identification of sizes

Order#	Item Description	Size	Pkg Size.
200012	SSW CORE Endo PP	#XXF	200 pack
200013	SSW CORE Endo PP	#XF	200 pack
200014	SSW CORE Endo PP	#F	200 pack
200015	SSW CORE Endo PP	#M	200 pack
200033	SSW CORE Endo PP SIZE 04	#25	100 pack
200034	SSW CORE Endo PP SIZE 04	#30	100 pack
200035	SSW CORE Endo PP SIZE 04	#35	100 pack
200036	SSW CORE Endo PP SIZE 04	#40	100 pack

Order#	Item Description	Size	Pkg Size.
200001	SSW CORE Endo GP	#XF	100 Pack
200002	SSW CORE Endo GP	#FF	100 Pack
200003	SSW CORE Endo GP	#MF	100 pack
200004	SSW CORE Endo GP	#F	100 pack
200022	SSW CORE Endo GP SIZE 04	#25	60 pack
200023	SSW CORE Endo GP SIZE 04	#30	60 pack
200024	SSW CORE Endo GP SIZE 04	#35	60 pack
200025	SSW CORE Endo GP SIZE 04	#40	60 pack



## Gutta Percha Fill Technique

1. Select the appropriate gutta percha cone.
2. Insert a sealer-free cone into canal until the cone binds at working length.
3. Use forceps to crimp cone, then remove from canal.
4. Use an endodontic ruler to measure cone from the tip to where you crimped the cone, compare your measurement to your working length to ensure they match:
  - a. If your cone measurement is longer, trim the cone back to your working length for that cone.
  - b. If your cone measurement is shorter, use a smaller sized cone.
5. Reinsert the cone to verify the cone binds at working length.
6. Upon removal of the cone, you should feel a slight tug back.
7. Warm vertical obturation should trim an additional 1/2mm to 1mm off the cone, coat with sealer, reinsert the cone into the canal, laterally condense the cone with a spreader and place 1 or 2 accessory points. Then cut off excess with heat and condense orifice with a plugger.
8. Cold lateral obturators should coat the cone with sealer, reinsert the cone to working length and down pack with a plugger.

# EXACTTAPER™

ABSORBANT PAPER POINTS



- Size-matched to the EXACTTaper & EXACTTaper<sup>H</sup> File System
- Superior absorbency
- Dries canal and retains firmly rolled shape

# EXACTTAPER™

GUTTA PERCHA POINTS



- Size-matched to the EXACTTaper & EXACTTaper<sup>H</sup> File System
- Excellent radiopacity
- Color coded for easy identification of sizes

Order #	Item Description	Size	PK Size
PPTTUAS	EXACTTaper SX-F3 PP ASST 28MM	SX-F3/28	60 Pack
PPTTUF1	EXACTTaper F1 PP 28 MM	F1/28	60 Pack
PPTTUF2	EXACTTaper F2 PP 28 MM	F2/28	60 Pack
PPTTUF3	EXACTTaper F3 PP 28 MM	F3/28	60 Pack
PPTTUF4	EXACTTaper F4 PP 28 MM	F4/28	60 Pack
PPTTUF5	EXACTTaper F5 PP 28 MM	F5/28	60 Pack

Order #	Item Description	Size	PK Size
GPTTUAS	EXACTTaper SX-F3 GP ASST 28MM	SX-F3/28	60 Pack
GPTTUF1	EXACTTaper F1 GP 28 MM	F1/28	60 Pack
GPTTUF2	EXACTTaper F2 GP 28 MM	F2/28	60 Pack
GPTTUF3	EXACTTaper F3 GP 28 MM	F3/28	60 Pack
GPTTUF4	EXACTTaper F4 GP 28 MM	F4/28	60 Pack
GPTTUF5	EXACTTaper F5 GP 28 MM	F5/28	60 Pack

PAPER POINTS / GUTTA PERCHA POINTS

# EXACTFLOW™

ABSORBANT PAPER POINTS




- Size-matched to the EXACTGuide & EXACTGuide<sup>H</sup> File System
- Superior absorbency
- Dries canal and retains firmly rolled shape

Order#	Item Description	Size	Pkg Size.
PPTFHAS	EXACTFlow PP	ASST	100 Pack
PPTFHLG	EXACTFlow PP	LARGE	100 Pack
PPTFHMD	EXACTFlow PP	MEDIUM	100 Pack
PPTFHPR	EXACTFlow PP	PRIMARY	100 Pack
PPTFHSM	EXACTFlow PP	SMALL	100 Pack

# EXACTFLOW™

GUTTA PERCHA POINTS




- Size-matched to the EXACTGuide & EXACTGuide<sup>H</sup> File System
- Excellent radiopacity
- Color coded for easy identification of sizes

Order#	Item Description	Size	Pkg Size.
GPTFHAS	EXACTFlow GP	ASST	60 Pack
GPTFHLG	EXACTFlow GP	LARGE	60 Pack
GPTFHMD	EXACTFlow GP	MEDIUM	60 Pack
GPTFHPR	EXACTFlow GP	PRIMARY	60 Pack
GPTFHSM	EXACTFlow GP	SMALL	60 Pack

# EXACTGUIDE™

ABSORBANT PAPER POINTS




- Size-matched to the EXACTGuide File System
- Superior absorbency
- Dries canal and retains firmly rolled shape

Order#	Item Description	Size	Pkg Size.
PPTG1504	EXACTGuide PP	15/.04	100 Pack
PPTG1506	EXACTGuide PP	15/.06	100 Pack
PPTG2004	EXACTGuide PP	20/.04	100 Pack
PPTG2006	EXACTGuide PP	20/.06	100 Pack
PPTG2504	EXACTGuide PP	25/.04	100 Pack
PPTG2506	EXACTGuide PP	25/.06	100 Pack
PPTG3004	EXACTGuide PP	30/.04	100 Pack
PPTG3006	EXACTGuide PP	30/.06	100 Pack
PPTG3504	EXACTGuide PP	35/.04	100 Pack
PPTG3506	EXACTGuide PP	35/.06	100 Pack
PPTG4004	EXACTGuide PP	40/.04	100 Pack
PPTG4006	EXACTGuide PP	40/.06	100 Pack
PPTG4504	EXACTGuide PP	45/.04	100 Pack
PPTG4506	EXACTGuide PP	45/.06	100 Pack
PPTG5004	EXACTGuide PP	50/.04	100 Pack
PPTG5006	EXACTGuide PP	50/.06	100 Pack
PPTGAS04	EXACTGuide PP	04 ASST	100 Pack
PPTGAS06	EXACTGuide PP	06 ASST	100 Pack

# EXACTGUIDE™

GUTTA PERCHA POINTS



- Size-matched to the EXACTGuide File System
- Excellent radiopacity
- Color coded for easy identification of sizes

Order#	Item Description	Size	Pkg Size.
GPTG1504	EXACTGuide GP	15/.04	60 Pack
GPTG1506	EXACTGuide GP	15/.06	60 Pack
GPTG2004	EXACTGuide GP	20/.04	60 Pack
GPTG2006	EXACTGuide GP	20/.06	60 Pack
GPTG2504	EXACTGuide GP	25/.04	60 Pack
GPTG2506	EXACTGuide GP	25/.06	60 Pack
GPTG3004	EXACTGuide GP	30/.04	60 Pack
GPTG3006	EXACTGuide GP	30/.06	60 Pack
GPTG3504	EXACTGuide GP	35/.04	60 Pack
GPTG3506	EXACTGuide GP	35/.06	60 Pack
GPTG4004	EXACTGuide GP	40/.04	60 Pack
GPTG4006	EXACTGuide GP	40/.06	60 Pack
GPTG4504	EXACTGuide GP	45/.04	60 Pack
GPTG4506	EXACTGuide GP	45/.06	60 Pack
GPTG5004	EXACTGuide GP	50/.04	60 Pack
GPTG5006	EXACTGuide GP	50/.06	60 Pack
GPTGAS04	EXACTGuide GP	04 ASST	60 Pack
GPTGAS06	EXACTGuide GP	06 ASST	60 Pack

## Optimize Tissue Recovery Time with an Anti-Bacterial Endodontic Sealer

- 13% MTA (Mineral Trioxide Aggregate) based sealer maintains optimal pH with anti-bacterial effects
- Encourages new tissue formation
- Engineered to penetrate, fill, and seal main and lateral root canals
- Provides rapid recovery of tissue without causing inflammatory reaction
- Avoids tooth stain and discoloration; eugenol and bismuth oxide free
- Easy to use dual syringe automix
- Easy removal for retreatment
- No need for low temperature gutta percha cone use standard heat settings for warm vertical
- Working Time: 23 minutes, Set Time: 130 minutes



#22010 - 1 Ea. 4g Dual Barrel Syringe  
 #22011 - 10 Pk. Auto Mix Tips



# Portable, Cordless Compact Precision Endodontic Handpiece



The Manta Endo motor is a portable and compact precision handpiece unit. This Endo handpiece uses precision processing technology to minimize vibration when performing root canal procedures.

- Optimized Design for user Interface
- Ergonomic and compact body
- Suitable for use with most major brands of NiTi files



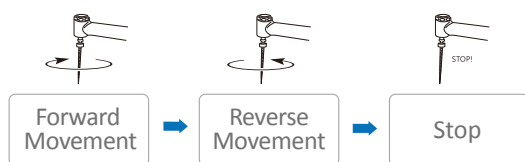
- Standard gear ratio 20:1
- 5 Memory Programs
- Quick Charging 2.5 Hours
- 8.5 hours of Run Time
- Auto Reverse / Reciprocation

\*24010 - MANTA CORDLESS ENDODONTIC MOTOR SET  
\*24011 - MANTA 20:1 HANDPIECE

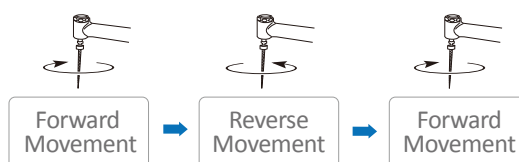
\* Only available in EU, South Korea and China



### 1 Auto Stop



### 2 Auto Reversing



#### Charger

Rated Voltage	AC 100-240 V, 50/60 Hz
	DC 4 V
Charging Time	approx. 2.5 hours
Using Time	approx. 8.5 hours

#### Handpiece

	ACL(B) - 41EP
Gear Ratio	20 : 1
Weight	35g

#### Motor Handpiece

Rotation Speed (min)	Gear Ratio	Torque Level (N·cm)	Rated Voltage
100~600	20 : 1	1.0 - 4.0	2.5 V

# SS White® Procedural Kits

Kits provide a systematic approach to the rational selection of rotary instruments for each given procedure. Kits provide greater organization and efficiency within the dental office and ensure that the proper instrument to task is always available, allowing clinicians the ability to achieve optimal restorative results.



## Comfortable Cavity Prep™ Kit A Comfortable Experience for Your Patients



**Kit Contents:**

- |                                   |   |
|-----------------------------------|---|
| (2) Fissurotomy® Bur-Original     | (1) #8406 - 20 Blade Finishing Bur        |
| (2) Fissurotomy® Bur-NTF          | (1) #8901- 20 Blade Finishing Bur         |
| (2) Fissurotomy® Bur-STF          | (1) #329                                  |
| (2) Smartburs® II #4              | (1) #330                                  |
| (2) Smartburs® II #6              | (1) #169L                                 |
| (2) Smartburs® II #8              | (1) #245                                  |
| (1) Great White® #2               | (1) Jazz® Supreme One-Step Polisher Flame |
| (1) #7901- 12 Blade Finishing Bur | (1) Jazz® Supreme One-Step Polisher Cup   |
| (1) #7406- 12 Blade Finishing Bur |   |

The SS White® Comfortable Cavity Preparation Kit features patented rotary instruments exclusively designed to provide a less invasive and more comfortable caries preparation experiences. It also supplies task specific SS White® rotary instruments to optimize clinical efficiency.

**Kit Reorder No. 16384**

## Minimally Invasive Preparation – Finishing & Polishing Kit



**Kit Contents:**

- |            |                               |
|------------|-------------------------------|
| (1) SE3-10 | (1) FG 7379                   |
| (1) SE3-20 | (1) FG 8379                   |
| (1) SE6-10 | (1) FG 7274                   |
| (1) SE6-20 | (1) FG 8274                   |
| (1) SE9-10 | (1) Jazz™ Supreme Cup         |
| (1)-SE9-20 | (1) Jazz™ Supreme Large Flame |

When conservative procedures matter, this kit contains rotary instruments suited for minimally invasive preparation, finishing and polishing. Three different Fissurotomy Burs aid in the identification and treatment of hidden caries. Also included is an excellent selection of 12 and 20 blade Finishing Burs, including the new anatomically designed FOA1 and Jazz™ Supreme One-Step Composite Polishers.

**Kit Reorder No. 18130**

## Fissurotomy® Kit



**Kit Contents:**

- (3) Original Fissurotomy® Burs
- (3) Fissurotomy® Micro NTF Burs
- (3) Fissurotomy® Micro STF Burs
- (1) Finishing Bur #7901
- (1) Finishing Bur #7406
- (1) Autoclavable Bur Block

Fissurotomy® instruments allow early diagnosis, conservative preparation and treatment of hidden fissure caries, often without the use of anesthesia. Developed in collaboration with Temple University, the Fissurotomy® bur head shape allows conservative exploration of fissures with a patient-friendly technique that is virtually pain-free and creates an ideal cavity form. **Kit Reorder No. 18007**

## Complete Restoration Removal Kit



**Kit Contents:**

- (1) Great White® #1
- (1) Great White® #2
- (1) Revelation® Diamond 801-014C
- (1) Revelation® Diamond 801-018C
- (1) Revelation® Diamond 856-016C
- (1) Great White® Z 801-018
- (1) Great White® Z 856-018

Doctors who previously used 2 or 3 carbides to remove crowns reported using one GW to remove 2-3 crowns. The faster cutting rate is experienced in amalgam, PFM and all non-precious metals which doctors indicated saves them 12 hours a year.

**Kit Reorder No. 18180**

## Great White® Z Introductory Kit



**Kit Contents:**

- (1) Great White® Z #GWZ 856-018
- (1) Great White® Z #GWZ 801-014
- (1) Great White® Z #GWZ 801-018
- (1) Great White® Z #GWZ 379-023

Clinicians reported Great White® Z Diamonds create endodontic access in 1 minute through zirconia. On average, clinicians who access 300 crowns that contain zirconia copings will save 45 hours of chairtime.

**Kit Reorder No. 18160**

## Great White® Ultra Crown and Bridge Preparation Kit



**Kit Contents:**

- (2) Great White® Ultra #856-016
- (2) Great White® Ultra #856-018
- (2) Great White® Ultra #856-020
- (1) Great White® Ultra #379-023
- (2) Great White® Ultra #847-016
- (2) Great White® Ultra #847-018

Great White® Ultra Burs cut 11.5% to 35.3% faster than all major diamond competitors, saving a dentist between 1.15 minute to 3.53 minutes when cutting a 10 minute crown preparation.

**Kit Reorder No. 18150**

## CAD/CAM Preparation & Finishing Kit



**Kit Contents:**

- (1) Great White Depth Cutter 1
- (1) Great White Depth Cutter 2
- (1) FG #169
- (1) Finishing Bur #7675
- (1) Great White® Ultra #379-023
- (1) Great White® Ultra #856-016S
- (1) Piranha Diamond #881-016
- (1) Jazz® Polisher Fine Flame P3S
- (1) Jazz® Polisher Med Flame P3S
- (1) Jazz® Polisher Coarse Flame P3S

Add efficiency and organization to CAD/CAM preparations with a streamlined selection of rotary instruments for milled ceramic crowns, inlays and partial coverage restorations. Featuring the innovative SS White® Great White® 1.5mm & 2mm depth cutter along with selected carbide burs, diamond instruments and Jazz® Polishers, organized in an autoclavable metal bur block.

**Kit Reorder No. 64502**

## Inlay/Onlay Kit



**Kit Contents:**

- (1) Piranha® Diamond 852-012VF
- (1) Piranha® Diamond 859-014VF
- (1) Piranha® Diamond 10839-012
- (1) Safe End 20 Blade SE6-20
- (1) Piranha® Diamond 379-018F
- (1) Trimming and Finishing #7404
- (1) Taper Round End Plain #1170L
- (1) Great White® Ultra 845KR-016
- (1) Great White® Ultra 845KR-018
- (1) Great White® Ultra 845KR-025

The SS White Inlay/Onlay Kit provide you with: Four preparation instruments, two occlusal adjustment / finishing burs and four margin/interproximal shaping instruments. The kit contains a selection of ten preparation diamonds and carbide burs housed within an autoclavable bur block.

**Kit Reorder No. 18048**

## Carbide Trimming and Finishing Kit



**Kit Contents:**

- (1) CFT 1 (1) 7406
- (1) CFT 3 (1) 9406
- (1) 7901 (1) 9642
- (1) 7379 (1) 9903

A convenient selection of SS White® 12 and 30 blade trimming and finishing burs designed to trim, contour and pre-polish anterior and posterior composite resin materials.

Final polishing can best be accomplished using the Jazz® Supreme single-step polishers (not included in kit).

**Kit Reorder No. 15080**

## Complete Composite Finishing and Polishing Kit



**Kit Contents:**

- (1) SE3-10 (1) FG 7379
- (1) SE3-20 (1) FG 8379
- (1) SE6-10 (1) FG 7274
- (1) SE6-20 (1) FG 8274
- (1) SE9-10 (1) Jazz™ Supreme Cup
- (1) SE9-20 (1) Jazz™ Supreme Large Flame

A convenient selection of SS White® trimming and finishing burs and one-step polishers specifically designed to trim, contour and pre-polish anterior and posterior composite resin materials using SS White® Safe End and regular Trimming and Finishing Burs. Final polishing is accomplished with Jazz® Supreme single-step polishers.

**Kit Reorder No. 18220**

## Safe End Finishing Bur Kit



**Kit Contents:**

- (1) SE3-10 (1) SE3-20
- (1) SE4-10 (1) SE4-20
- (1) SE6-10 (1) SE6-20
- (1) SE8-10 (1) SE8-20
- (1) SE9-10 (1) SE9-20

The SS White® Safe End Series of carbide multi-bladed finishing instruments is one of the most advanced and complete aesthetic finishing systems available, featuring an efficient two-step approach to finishing in one convenient kit. The Safe End on each instrument is non-cutting, to help deter inadvertent damage to gingival tissue, epithelial attachments, and tooth structure.

**Kit Reorder No. 16051**

## Reliant™ Orthodontic Finishing Kit



**Kit Contents:**

- (1) 118L-18 Blade Carbide Finishing Bur
- (1) 118S-18 Blade Carbide Finishing Bur
- (1) 218-18 Blade Carbide Finishing Bur
- (1) 815SL-18 Blade Finishing Bur
- (1) 129- Diamond (868-018EF)
- (1) Jazz Polisher Universal Flame

The Reliant™ Orthodontic Finishing Kit adds precision and organization to orthodontic adhesive removal (debonding) and finishing procedures with a streamlined selection of rotary instruments including the exclusive 18 blade 118S, 118L and 218 carbide burs. **Kit Reorder No. 15084**



## Jazz® Polishers Supreme Composite 1-Step Universal Polishing System



### Kit Includes:

- (1) Universal Flame
- (1) Universal Knife Edge
- (1) Universal Cup
- (1) Universal Small Flame

Single-step composite polishing system saves time. Features breakthrough technology to produce the highest shine possible. Jazz® Supreme eliminates the need for multiple polishing systems. Compatible with all direct esthetic restorative materials. Jazz® Supreme Polishers are re-usable and autoclavable for multi-patient use. **Kit Reorder No. 89035**

## Jazz® Polishers C2S Composite 2-Step Polishing System



### Kit Contents:

- |                        |                      |
|------------------------|----------------------|
| (1) Medium Flame       | (1) Fine Flame       |
| (1) Medium Knife Edge  | (1) Fine Knife Edge  |
| (1) Medium Cup         | (1) Fine Cup         |
| (1) Medium Small Flame | (1) Fine Small Flame |

When you need one polishing system compatible with all direct esthetic restorative materials, Jazz 2-Step polishers eliminate the need for multiple polishing systems. Polisher shapes are available in two grits to sequentially reduce, smooth and create a high luster. Re-usable and autoclavable for multi-patient-use. **Kit Reorder No. 89030**

## Jazz C1S Polisher Composite 12 Pc. Kit



### Kit Contents:

- (4) Universal Cup
- (4) Universal Knife Edge
- (4) Universal Flame

Convenient selection of Jazz composite polishers for single-patient use in a 12-piece assortment pack. When you need efficient composite polishing in a disposable product without compromising quality, Jazz C1S polishers deliver results.

**Kit Reorder No. 89039**

## Jazz® P3S Porcelain & Metal Polishing Kit



### Kit Contents:

- |                        |                        |
|------------------------|------------------------|
| (1) Coarse Flame       | (1) Medium Knife Edge  |
| (1) Coarse Cup         | (1) Medium Small Flame |
| (1) Coarse Knife Edge  | (1) Fine Flame         |
| (1) Coarse Small Flame | (1) Fine Cup           |
| (1) Medium Flame       | (1) Fine Knife Edge    |
| (1) Medium Cup         | (1) Fine Small Flame   |

Use the Jazz 3-step porcelain and metal polishing system to adjust, smooth and polish your indirect porcelain and metal restorations to restore or enhance original luster. Diamond impregnated polishers achieve brilliant results on porcelain and metal restorations. Specially formulated rubber matrix allows for an excellent polish with minimal pressure. **Kit Reorder No. 89016**

## Jazz P2S Polisher 12 Pc. Kit



### Kit Contents:

- (3) Medium Cup
- (3) Medium Flame
- (3) Fine Flame

Single-patient-use system saves sterilization cost and time. Shanks are made of high performance polymer. Silicone carbide particles embedded in a specially formulated silicone matrix enable a high gloss finish. Compatible with all porcelain and metal restorations, which eliminates the need for multiple polishing systems. 2-step system to smooth and polish quickly. Convenient selection of Jazz porcelain and metal polishers for single-patient use in a 12-piece assortment pack.

**Kit Reorder No. 89021**

## Surgical Procedure Kit



- Kit Contents:**
- (1) 557      (1) 1701
  - (1) Round 6   (1) 1702
  - (1) Round 8

This special set of SS White® surgical length carbide burs includes the most popular surgical length carbides and simplifies common surgical procedures including sectioning teeth for extractions, cutting bone and creating proper endodontic access.

**Kit Reorder No. 18170**

## EndoGuide® Anterior Bicuspid Kit For Endodontic Access and Exploration



- Kit Contents:**
- (1) EndoGuide® EG1A
  - (1) EndoGuide® EG1
  - (1) EndoGuide® EG2
  - (1) EndoGuide® EG3
  - (1) Great White® #2
  - (1) Great White® Z 856-018
  - (1) Great White® Z 801-018

To locate and access single root canals in anterior and bicuspid teeth, the EndoGuide® Anterior/Bicuspid Kit features an autoclavable bur block and contains all instrumentation to create endodontic access through metal, porcelain, zirconia and tooth structure. **Kit Reorder No. 18052**


## EndoGuide® Molar Kit For Endodontic Exploration in Molars



- Kit Contents:**
- (1) EndoGuide® EG1
  - (1) EndoGuide® EG2
  - (1) EndoGuide® EG3
  - (1) EndoGuide® EG4
  - (1) EndoGuide® EG5
  - (1) EndoGuide® EG6
  - (1) EndoGuide® EG7

To increase visibility, control and efficiency during endodontic exploration in molars, the EndoGuide® Molar Kit features an autoclavable bur block with seven EndoGuide® instruments for de-roofing, locating hidden canals, enlarging deep orifices, navigating deeply calcified canals and troughing between canals. **Kit Reorder No. 18051**

## Express Line Metal Lab Kit



- Kit Contents:**
- (1) EL1
  - (1) EL2
  - (1) EL3
  - (1) EL4
  - (1) EL5
  - (1) FG7006

The Express Line High Speed Metal Finishing Burs are designed to substantially decrease metal finishing time and help reduce the physical stress in the process. The kit features six Express Line Metal Finishing Burs. **Kit Reorder No. 16100**

# SS White® Universal Bur Blocks A More Organized Approach to Dentistry

Each Universal Block can be autoclaved and can accommodate a full range of shank lengths including surgical length and short shank instruments. SS White® has teamed up with dental clinicians like yourself to organize the tools that inspire dental masterpieces everyday.

Our innovative rotary instrument cabinets and universal bur blocks help improve chair side efficiency and inventory control. With the right rotary instruments at your fingertips you can focus your talent on the dental masterpiece at hand.



Item #16410  
Blue



Item #16411  
Bordeaux

- 3 Popular Color Selections
- Autoclavable
- Use with Diamonds, Carbides & Polishers
- Minimizes Damage to Instruments
- Ideal Organization



Item #16415  
Black

## Bur Accessories

### Bur Blocks & Brushes



Wire  
Cleaning Brush  
(Autoclavable)  
#26040



FG  
Thermo Block  
(Autoclavable)  
#16392



HP/RA  
Thermo Block  
(Autoclavable)  
#16407



Universal  
Aluminum Block  
(Autoclavable)  
#16391

# Protect Yourself and Your Staff with Reusable Full Face Shields

Our innovative shield creates an effective barrier between you and your patients, while allowing full visual clearance and effective communication

- Reusable, adjustable and easy to clean: simply rinse with a cloth and isopropyl alcohol or bleach disinfectant\*
- Comfortable fit - wear it with glasses, loupes or other eye protection
- Protect against direct exposure wrap-around design provides protection against droplets and airborne transmission
- Work safely, comfortably and confidently
- Face shield is manufactured from durable lightweight acrylic PETG (.51mm Thick)
- Fully adjustable for a secure fit and universal sizing
- Meets ANSI/ISEA Z.87.1-2010 face shield standard for splash and droplet protection
- MADE IN THE USA



Shield Description	Part Number	Box Qty.
Face Shield Standard Width (317 mm)	PPE-FS-1	1
Face Shield Standard Width (317 mm)	PPE-FS-2	2
Face Shield Standard Width (317 mm)	PPE-FS-8	8
Face Shield Standard Width (317 mm)	PPE-FS-30	30
Face Shield Extra Width (360 mm)	PPE-FS-XL-1	1
Face Shield Extra Width (360 mm)	PPE-FS-XL-2	2
Face Shield Extra Width (360 mm)	PPE-FS-XL-8	8
Face Shield Extra Width (360 mm)	PPE-FS-XL-30	30
Replacement Shields (317 mm Width)	PPE-RS-10	10
Replacement Shields (360 mm Width)	PPE-RS-XL-10	10

## CHOOSE FROM:

**STANDARD** - Shield Dimensions 240 mm x 317mm

**EXTRA WIDTH** - Shield Dimensions 240 mm x 360 mm



\*Some assembly required.

Face shield is to be used in accordance with CDC recommendations to cover the front and sides of the face and provide barrier protection. Face shield is intended as a multi-use item. Re-useable up to 10 uses. See instructions for use for full component cleaning instructions.



## Shank Types

### FG (Friction Grip)

Shank Diameter  
.0630" 1.60mm  
Overall Length  
.748" 19.0mm



Friction grip burs are used in high speed hand pieces. In most offices, they are the main operative burs.

### RA (Right Angle)

Shank Diameter  
.0925" 2.35mm  
Overall Length  
.886" 22.5mm



Right angle burs, used in slow speed hand pieces, allow for greater control and feel when cutting enamel or dentin.

### SS (FG Short Shank)

Shank Diameter  
.0630" 1.60mm  
Overall Length  
.670" 17.0mm



Short shanks are used for greater access in the posterior region - particularly when patients do not have the ability to open their mouths wide enough.

### RA SL (Right Angle Surgical Length)

Shank Diameter  
.0925" 2.35mm  
Overall Length  
1.024" 26.0mm



### FG SL (FG Surgical Length)

Shank Diameter  
.0630" 1.60mm  
Overall Length  
.984" 25.0mm



Surgical length burs are used when greater length and visibility are required. They are ideal for extraction and root canal procedures.

### HP (Hand Piece)

Shank Diameter  
.0925" 2.35mm  
Overall Length  
1.752" 44.5mm



Hand piece burs are used in dental laboratories as well as in extraction procedures where greater access is required.

### Carbide Burs - Maximum Head Diameters in Millimeters & Inches

Bur #	MM	Inch	Bur #	MM	Inch	Bur #	MM	Inch	Bur #	MM	Inch	Bur#	MM	Inch
1/4	.51	.20	1P	.79	.031	34	.9	0.31	59	1.40	.055	1558	1.19	.047
1/2	.61	.024	2P	.99	.039	35	.99	.039	556	.79	.031	558L	1.19	.047
1	.79	.03	4P	1.40	.0551	36	1.19	0.47	1156	.79	.031	559	1.40	.055
2	.99	.039	329	.61	.024	37	1.40	.055	1556	.79	.031	560	1.60	.063
3	1.19	.047	330	.79	.031	37L	1.40	.055	556L	.79	.031	956	.79	.031
4	1.40	.055	331	.99	.039	38	1.60	.063	557	.99	.039	957	.99	.039
5	1.60	.063	331L	.99	.039	39	.071	1.80	1157	.99	.039	244	.69	.027
6	1.80	.071	332	1.19	.047	56	.79	.031	1557	.99	.039	245	.89	.035
7	2.11	.083	332L	1.19	.047	57	.99	.039	557L	.99	.039	246	1.09	.043
8	2.1	.091	14	1.19	.047	57L	.99	.39	558	1.19	.047	256	.81	.032
1/2P	.61	.024	33 1/2	.61	.024	58	1.19	.047	1158	1.19	.047	257	1.09	.043
												271	1.40	.055

### Taper Fissure Carbide Burs - Tip Maximum Head Diameters in Millimeters & Inches

Bur #	Tip Diameter		Max Diameter		Bur #	Tip Diameter		Max Diameter		Bur #	Tip Diameter		Max Diameter	
	MM	Inch	MM	Inch		MM	Inch	MM	Inch		MM	Inch	MM	Inch
169	.46	.018	.89	.035	699	.46	.018	.89	.035	702	1.12	.044	1.60	.063
169L	.46	.018	.89	.035	700	.56	.022	.99	.039	703	1.55	.061	2.06	.081
170	.56	.022	.99	.039	700L	.56	.022	.99	0.39	1170	.64	.025	.99	.039
170L	.56	.022	.99	.039	701	.76	.030	1.19	.047	1171	.81	.032	1.19	.047
171	.76	.030	1.19	.047	701L	.76	.030	1.19	.047					

# Storage and Sterilization



## Instructions for Use

### Storage and Shelf Life of Pre-Sterilized Products

50°C (122°F Max). See package for expiration.

### Cleaning and Sterilizing SS White Dental, Inc. Rotary Dental Instruments

The intention of these instructions is to provide guidelines for the sterilization of rotary dental instruments.

Unless otherwise indicated, all instruments are supplied clean but not sterile. It is the user's responsibility to sterilize instruments before the first use and if applicable, before each additional use. Instruments indicated as non-sterile single use should be processed following these guidelines before the initial use only and then properly discarded.

### Warnings:

Used rotary instruments should be considered contaminated and shall be handled following appropriate precautions and guidelines. Personal protective equipment (PPE) including gloves, mask, and eye protection should be worn. Further controls may be required if specific patient risks are present.

### Cleaning:

Automatic Cleaning is the recommended method for pre-sterilization cleaning. Follow the machine manufacturer's recommended method while utilizing approved agents for the cleaning of rotary dental instruments. If there is an excessive delay between use and cleaning, manual cleaning may be required. In the case that automatic cleaning is not available, rotary dental instruments may be cleaned manually. Manually brush debris from instruments under running water with a wire brush and approved cleaning agent. PPE should be worn and care taken to avoid spreading contaminants during the brushing process. After cleaning, dry instruments with paper towel or dry heat not exceeding 140°C. Inspect and properly discard any instruments with signs of excessive wear, damage or corrosion.

### Sterilization:

Saturated steam under pressure (autoclave) is the recommended method of sterilization for rotary dental instruments. The recommended cycle is 20 to 30 minutes at 121°C (250°F) at 15 to 30 psi. For faster processing a rapid cycle of 3 to 10 minutes at 135°C (275°F) at 25 to 30 psi is also acceptable. Operation of the autoclave should follow the manufacturer's recommended methods and materials.

### Storage:

After sterilization, store instruments in a dry, clean, and ambient temperature environment.

### Validation:

These processes have been validated on SS White Dental rotary dental instruments. Following these instructions along with the instructions of the equipment utilized remains the responsibility of the user. Proper steps should be taken to ensure all equipment is operating safely and properly in accordance with manufacturer's guidelines. Any deviation from these guidelines may require subsequent validation and monitoring for effectiveness and potential risks. Results are maintained by SS White Dental, Inc.



